



# MC 450F FACTORY EDITION 2024 US

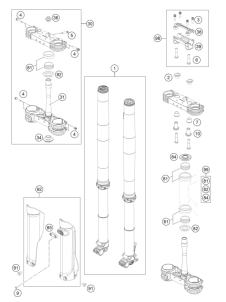
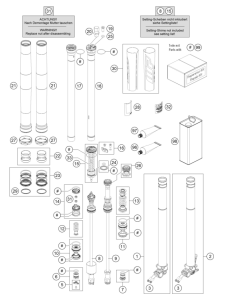
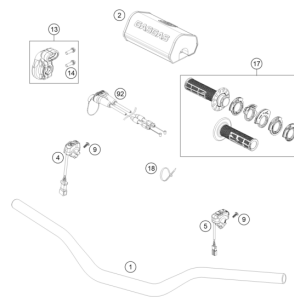
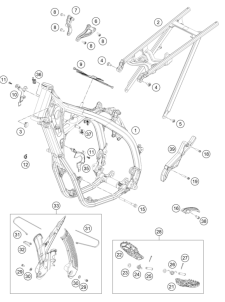
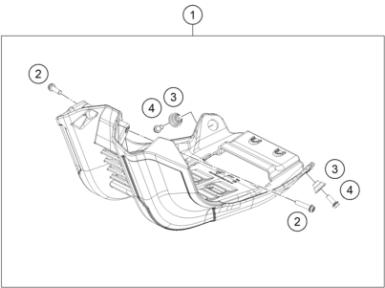
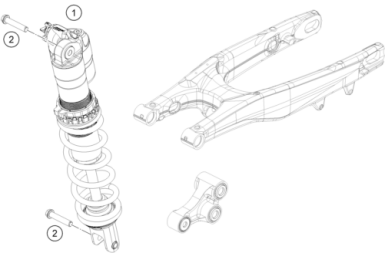
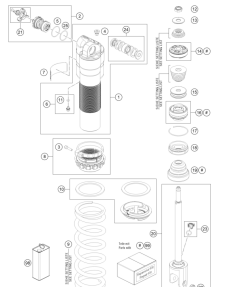
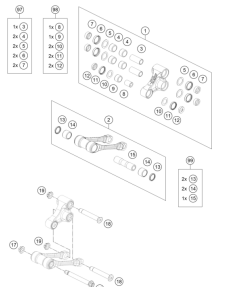
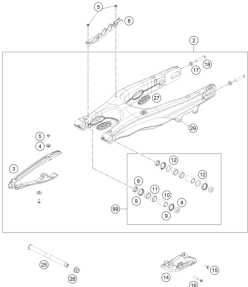
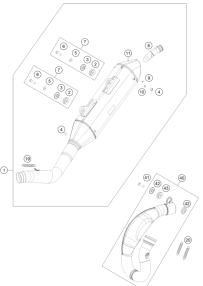
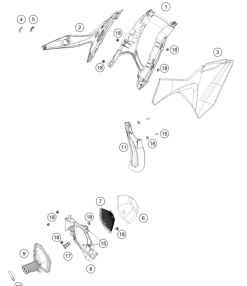
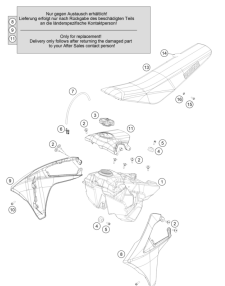
CHASSIS / ART.-NR.F0375X5 / **2024**  
SPAREPARTSCATALOG

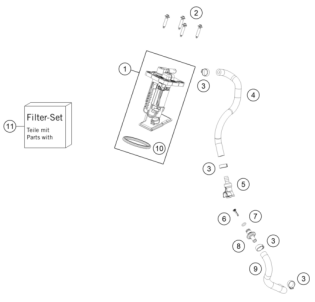
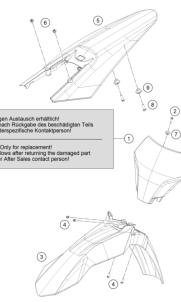

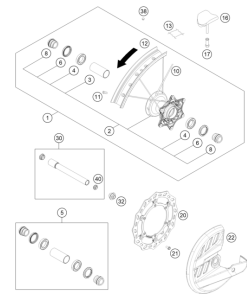
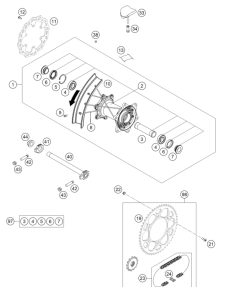
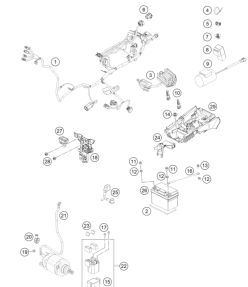
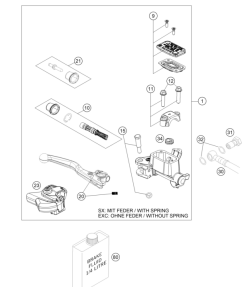
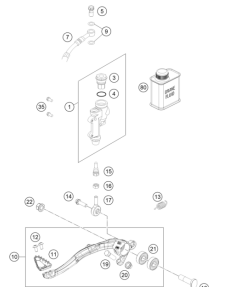
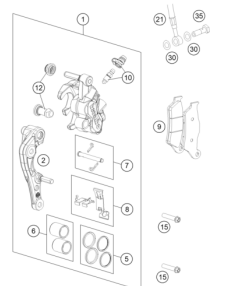
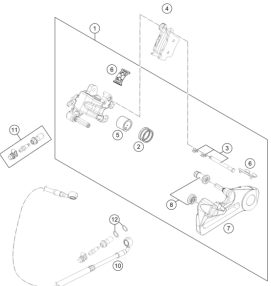
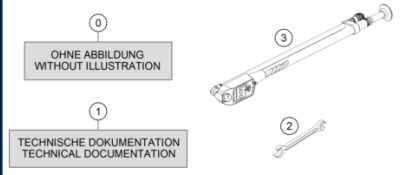
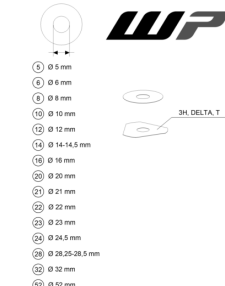
# **GASGAS**



All information contained is without obligation. KTM Sportmotorcycle GmbH particularly reserves the right to modify any equipment, technical specifications, prices, colors, shapes, materials, services, service work, constructions, equipment and the like so as to adapt them to local conditions or to cancel any of the above items, all without previous announcement and without giving reasons. KTM may stop manufacturing certain models without previous notice. KTM shall not be held liable for any deviations of availability and/or ability to deliver, illustrations, descriptions, printing and/or other errors. The illustrated models partly contain extra equipment, which is not applied to standard models.

© by KTM Sportmotorcycle GmbH, Mattighofen AUSTRIA; All rights reserved; Reprint, also in extracts, with written allowance of KTM Sportmotorcycle GmbH, Mattighofen only.

<p><b>FRONT FORK, TRIPLE CLAMP</b></p>  <p style="text-align: right;"><b>3</b></p>	<p><b>FRONT FORK DISASSEMBLED</b></p>  <p style="text-align: right;"><b>4</b></p>	<p><b>HANDLEBAR, CONTROLS</b></p>  <p style="text-align: right;"><b>6</b></p>	<p><b>FRAME</b></p>  <p style="text-align: right;"><b>7</b></p>
<p><b>ENGINE GUARD</b></p>  <p style="text-align: right;"><b>8</b></p>	<p><b>SHOCK ABSORBER</b></p>  <p style="text-align: right;"><b>9</b></p>	<p><b>SHOCK ABSORBER DISASSEMBLED</b></p>  <p style="text-align: right;"><b>10</b></p>	<p><b>PRO LEVER LINKING</b></p>  <p style="text-align: right;"><b>11</b></p>
<p><b>SWING ARM</b></p>  <p style="text-align: right;"><b>12</b></p>	<p><b>EXHAUST SYSTEM</b></p>  <p style="text-align: right;"><b>13</b></p>	<p><b>AIR FILTER</b></p>  <p style="text-align: right;"><b>14</b></p>	<p><b>TANK, SEAT</b></p>  <p style="text-align: right;"><b>15</b></p>

<p><b>FUEL PUMP</b></p>  <p><b>16</b></p>	<p><b>MASK, FENDERS</b></p>  <p><b>17</b></p>	<p><b>DECAL</b></p>  <p><b>18</b></p>	<p><b>FRONT WHEEL</b></p>  <p><b>19</b></p>
<p><b>REAR WHEEL</b></p>  <p><b>20</b></p>	<p><b>WIRING HARNESS</b></p>  <p><b>21</b></p>	<p><b>FRONT BRAKE CONTROL</b></p>  <p><b>22</b></p>	<p><b>REAR BRAKE CONTROL</b></p>  <p><b>23</b></p>
<p><b>FRONT BRAKE CALIPER</b></p>  <p><b>24</b></p>	<p><b>REAR BRAKE CALIPER</b></p>  <p><b>25</b></p>	<p><b>SEPERATE ENCLOSURE</b></p>  <p><b>26</b></p>	<p><b>WP SHIMS FOR SETTING</b></p>  <p><b>27</b></p>

# FRONT FORK, TRIPLE CLAMP

MC 450F FACTORY EDITION 2024 US 2024

POS	PARTNUMBER		PIECE
1	A460C159Y406000	Fork 450 SX-F 2025 US	1
2	A46001035001	Rubber bushing	2
3	0025080256	HH collar screw M8x25	4
4	0025080406	HH COLLAR SCREW M8X40 TX40	8
5	0015080256S	HH COLLAR SCREW M8X25 WS=10	1
6	0035100509S	AH-COLLAR SCREW M10X50 ISA45	2
7	83001040000	RUBBER BUSH	2
9	0017060206	SCREW F. PLASTIC K60X20AL SW6	2
10	A46001039034	HANDLEBAR SUPPORT LOWER PART	2
30	A46001999021FAA	Factory Racing triple clamp	1
31	79101933000	Steering stem	1
34	54801036100	STE.HEAD SCR. M20X1,5 WS=27 SL	1
36	A46009082000	Collar screw M20x1.5 SW17 Al	1
38	79001038000	HANDLEBAR CLAMP 28MM	1
39	A48001039036	Handlebar mount D28 mm-H36 mm	1
81	54201081100	TAPERED ROLLER BEARING CPL. 06	2
82	77701084000	O-RING SUPPORT W. SEALING LIP	1
84	A46001086000	Steering head seal	1
85	77701085100FB	Clamp for brake hose	1
91	59001092050	SPECIAL SCREW M6X12,5 WS=8	6
92	A46001094000FBB	Fork protection kit MC Factory Edition 2 with decal	1
98	A48001039010	handlebar mount kit D28mm-H36mm	x
99	54201081144	Steering Head repair kit	x

227950110

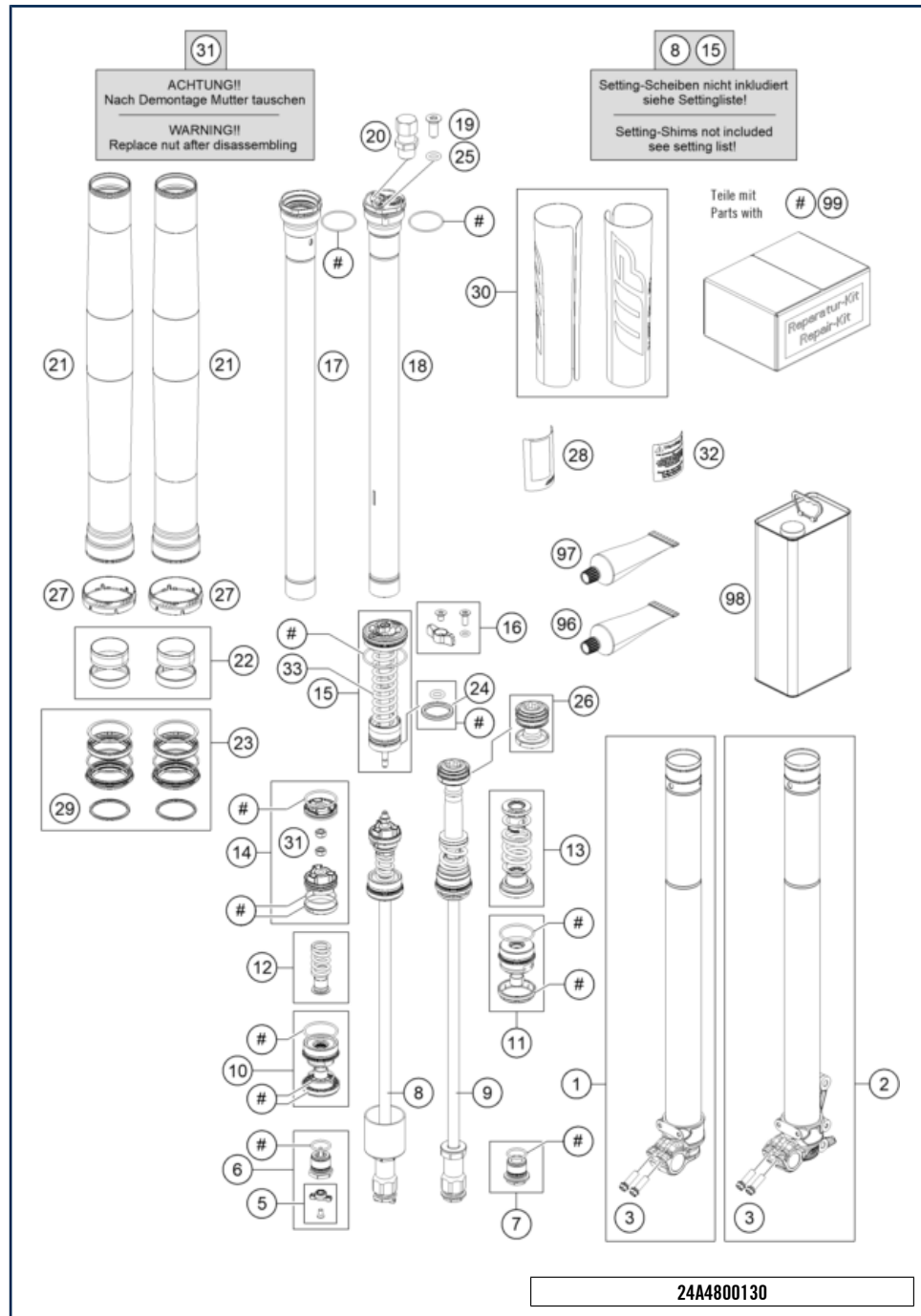
69139

\* NEW PART

X ON DEMAND

# FRONT FORK DISASSEMBLED

MC 450F FACTORY EDITION 2024 US 2024



POS	PARTNUMBER		PIECE
1	48602046S2	Axle clamp ri. with inner tube cpl.	1
2	48602045S2	Axle clamp le. with inner tube cpl.	1
3	0025080256	HH collar screw M8x25	4
5	RP10033T	Repair kit adjuster rebound red	x
6	48602052S	adjuster housing M20x1 cpl.	1
7	48601533S	HH collar screw M20x1x18 cpl.	1
8	.	DUMMY_SPC	1
9	48601501S2	piston rod 12x470 cpl.	1
10	48601462S2	Screw sleeve M35,5 x 0.8 cpl.	1
11	48602138S2	Screw sleeve M35,5x0,8 cpl.	1
12	48600578S	Spring (13,9) 37-32 rebound cpl.	1
13	48601820S	Spring (22) 60-30 rebound cpl.	1
14	RP10035T	Repair kit piston air fork	x
15	48602049S5	Basevalve cpl.	1
16	RP10029T	adjuster kit screw cap compression	x
17	.	DUMMY_SPC	1
18	.	DUMMY_SPC	1
19	00700007	ISA countersunk head screw M4x8 acc draw	1
20	48601494S	VALVE M8X1 INCL. SCREW CAP	1
21	48602096	fork outer tube 49.13x577 dt54 db60	2
22	R14047T	Guide bushing set fork 48mm	x
23	RP10012T	"Seal kit 48mm SKF black"	x
24	04100002	X-ring 26,57x3,53 FKM80	1
25	50180222	O-ring 4x1,5 NBR70	1
26	48602135S	Piston 33,6x35,4 cpl.	1
27	S639200001000FA	Fork protection ring 59,8mm	2
28	52000360	Model sticker	1
29	48602007	Stroke indicator 48mm red	2
30	52000235SET	Sticker set XACT 5 AER CC 182.5x238	1
31	48602128	Nut M6 h5,4 SW10	2
32	52000328	Sticker warning 40x40	1
33	48601727	Spring (19,5) 8-114 optional part	x
33	48601588	Spring (19,5) 12-114 optional part	x
33	48602157	Spring (19,5) 14-114 optional part	x
33	48601258	Spring (19,5) 16-114	1
33	48601851	Spring (19,5) 18-114 reservoir	x

24A4800130

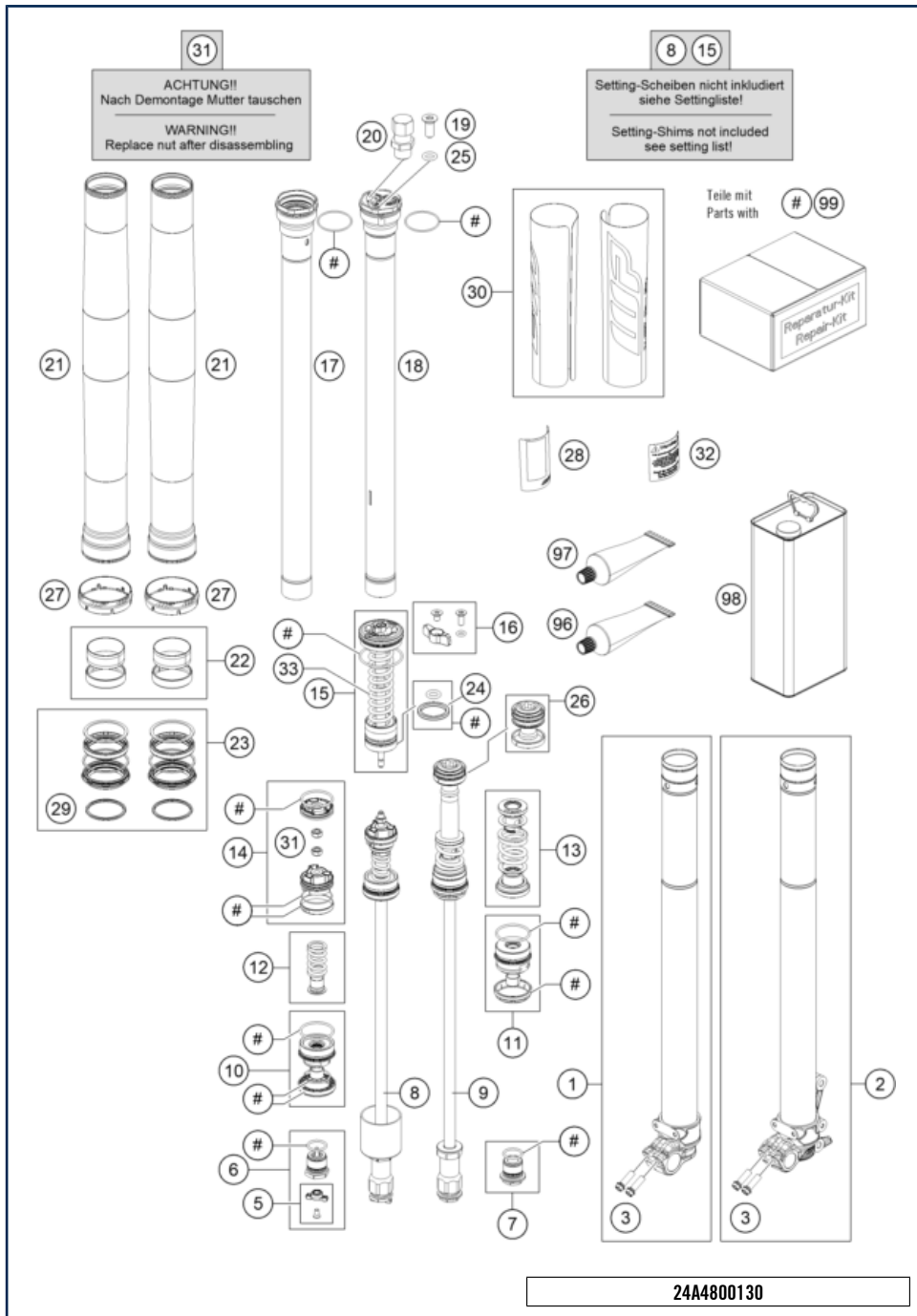
68969

\* NEW PART

X ON DEMAND

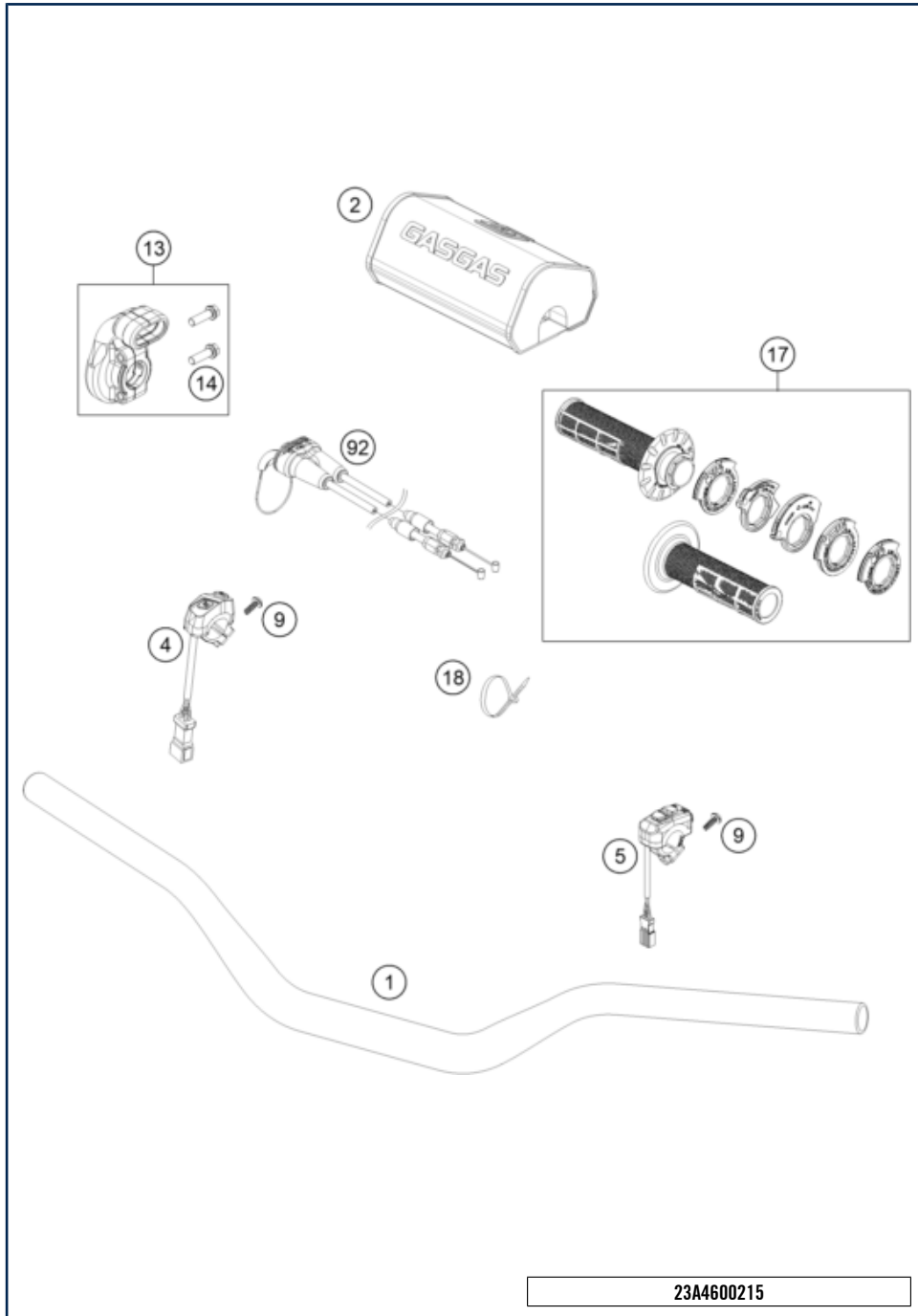
# FRONT FORK DISASSEMBLED

MC 450F FACTORY EDITION 2024 US 2024



POS	PARTNUMBER		PIECE
		optional part	
33	48601749	Spring (19,5) 20-114 optional part	X
96	T14034	Fuchs grease IPR (250g)	X
97	00062010053	special grease AER Fork 400g	X
98	48601166S1	Fork Fluid Viscosity 4.0 5L	X
99	RP10042T	Gasket kit air fork	X

68969 \* NEW PART X ON DEMAND



POS	PARTNUMBER		PIECE
1	7770200110030	HANDLEBAR BLACK	1
2	A54102002044FBA	Handlebar pad compl.	1
4	A46011074000	Start/stop button	1
5	A46039074000	Combination switch	1
9	0081050181	SCREW FOR PLASTIC K50X18 T20	2
13	A46002010025	Housing throttle twist grip cpl.	1
14	0025060206	HH collar screw M6x20 TX30	2
17	A46002921000BJ	Lock-on grip set	1
18	44011076200	CABLE TIE 200/3,6MM BLACK	x
18	44011076140	CABLE TIE 140/2,5MM BLACK	x
92	A46002091000	Throttle cable complete 4 stroke	1

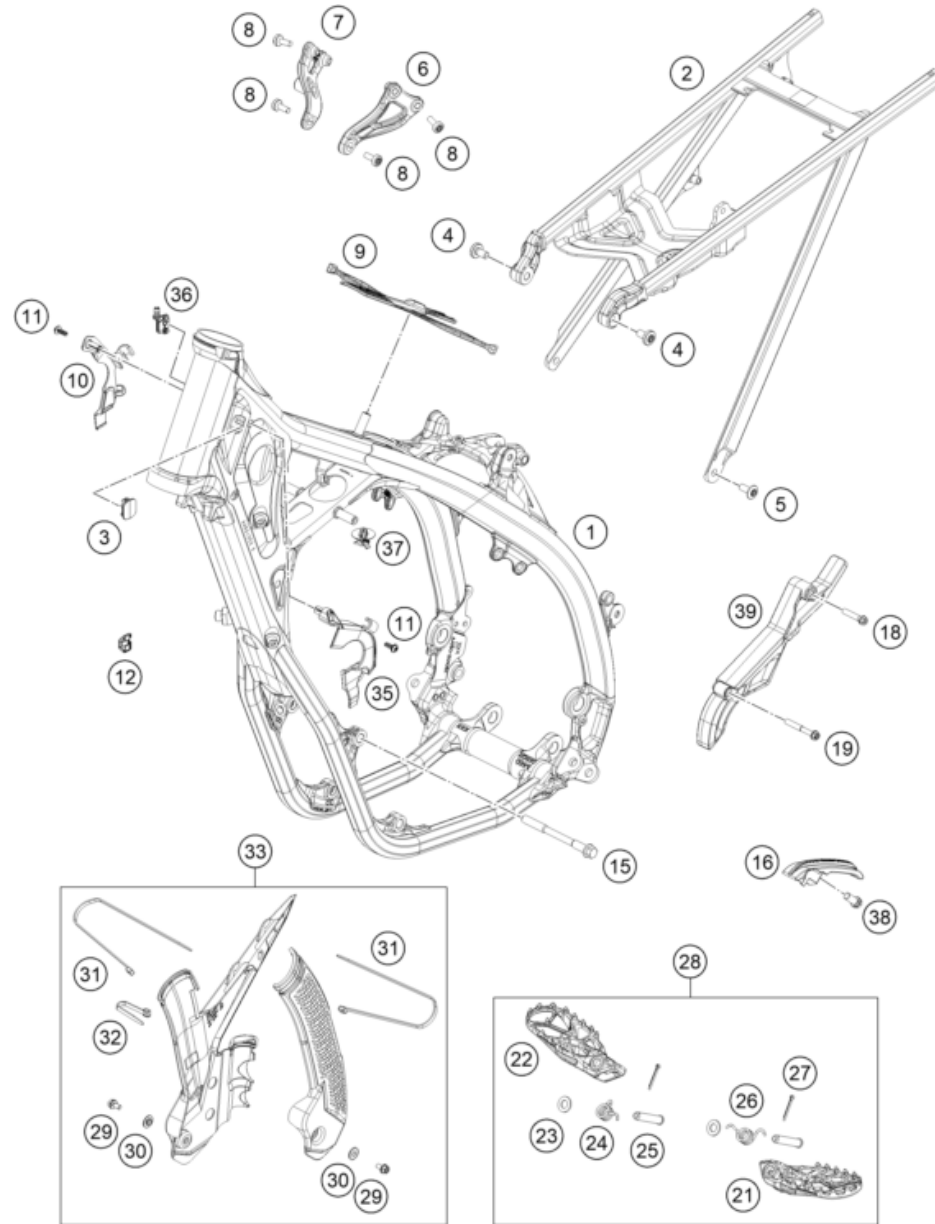
23A4600215

62272

\* NEW PART

X ON DEMAND





POS	PARTNUMBER		PIECE
1	A46003001200FB	Frame	1
2	A59003002000	Subframe	1
3	79111013010	Cover control head sheet	1
4	0019080306S	COUNTER-SUNK SCREW ISA45 M8X30	2
5	09000008016U0	Special screw M8x16 ISA45 self-locking	2
6	A46003013100C1	Engine brace left	1
7	A46003014100C1	Engine brace right	1
8	0035080206S	SHCS M8x20 TX45	6
9	A46007012100	Fuel tank rubber	1
10	A46003099020	Cable bracket/throttle cable guide	1
11	0081050141	EJOT PT screw K50x14	2
12	A49003099030	Cable protection	1
15	59003013000	ENGINEBRAC.SCREW M10X123 WS=13	2
16	A46003053000	Chain slider below	1
18	0025080206	HH collar screw M8x20	1
19	0025060456	HH COLLAR SCREW M6X45 TX30	1
21	A46003040000	Foot grid left	1
22	A46003041000	Foot peg right	1
23	0125100003	washer DIN 125 A 10.5	2
24	A46003045000	Footrest spring right	1
25	54803044000	PIN FOR FOOT PED 51.5X9.8 MM	2
26	A46003044000	Footrest spring left	1
27	0094032253	PIN DIN0094-3,2X25 STEEL	2
28	A46003037033	Footpeg set	1
29	0025050106	HH collar screw M5x10 TX30	2
30	54803092060	BUSH F. FRAME PROTECTION 03	2
31	44011076305	CABLE TIE 300/4,8MM BLACK	2
32	44011076140	CABLE TIE 140/2,5MM BLACK	1
33	A59003994000FB1	Factory Racing frame protection set	1
35	A46003099010	Cable bracket	1
36	79107013010	wire holder / fuel ventilation	1
37	79711013010	Cable bracket d8	1
38	0025080206	HH collar screw M8x20	1
39	A46003096000	Front sprocket cover	1

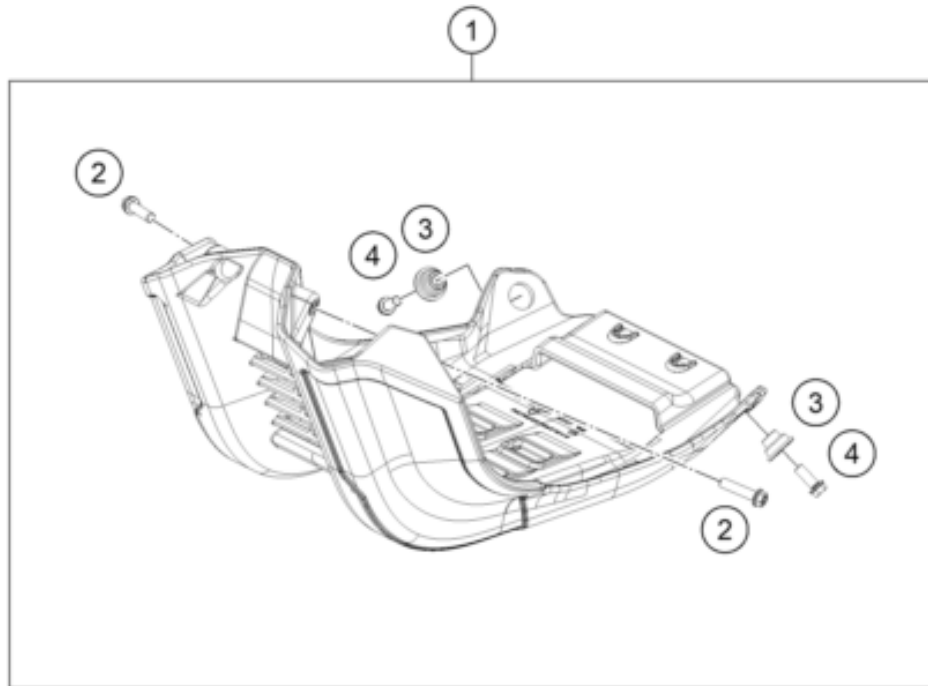
24A4800311

69138

\* NEW PART

X ON DEMAND

POS	PARTNUMBER		PIECE
1	A46003990144	Skid plate compl.	1
2	0025060256	HH collar screw M6x25 TX30	2
3	A46003090030	bushing skid plate	2
4	0025060166	HH collar screw M6x16 TX30	2



24A4800330

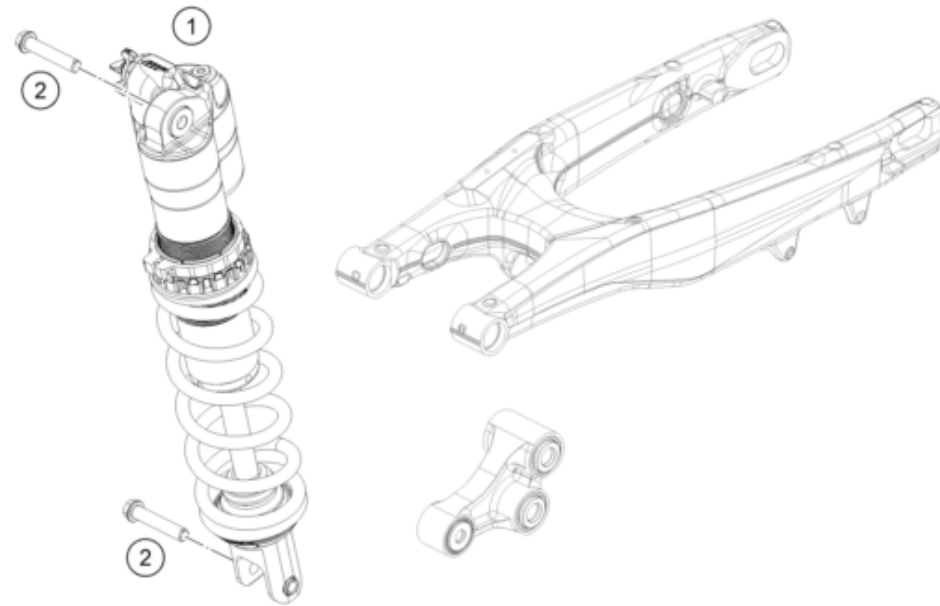
69110

\* NEW PART

X ON DEMAND

# SHOCK ABSORBER

MC 450F FACTORY EDITION 2024 US 2024



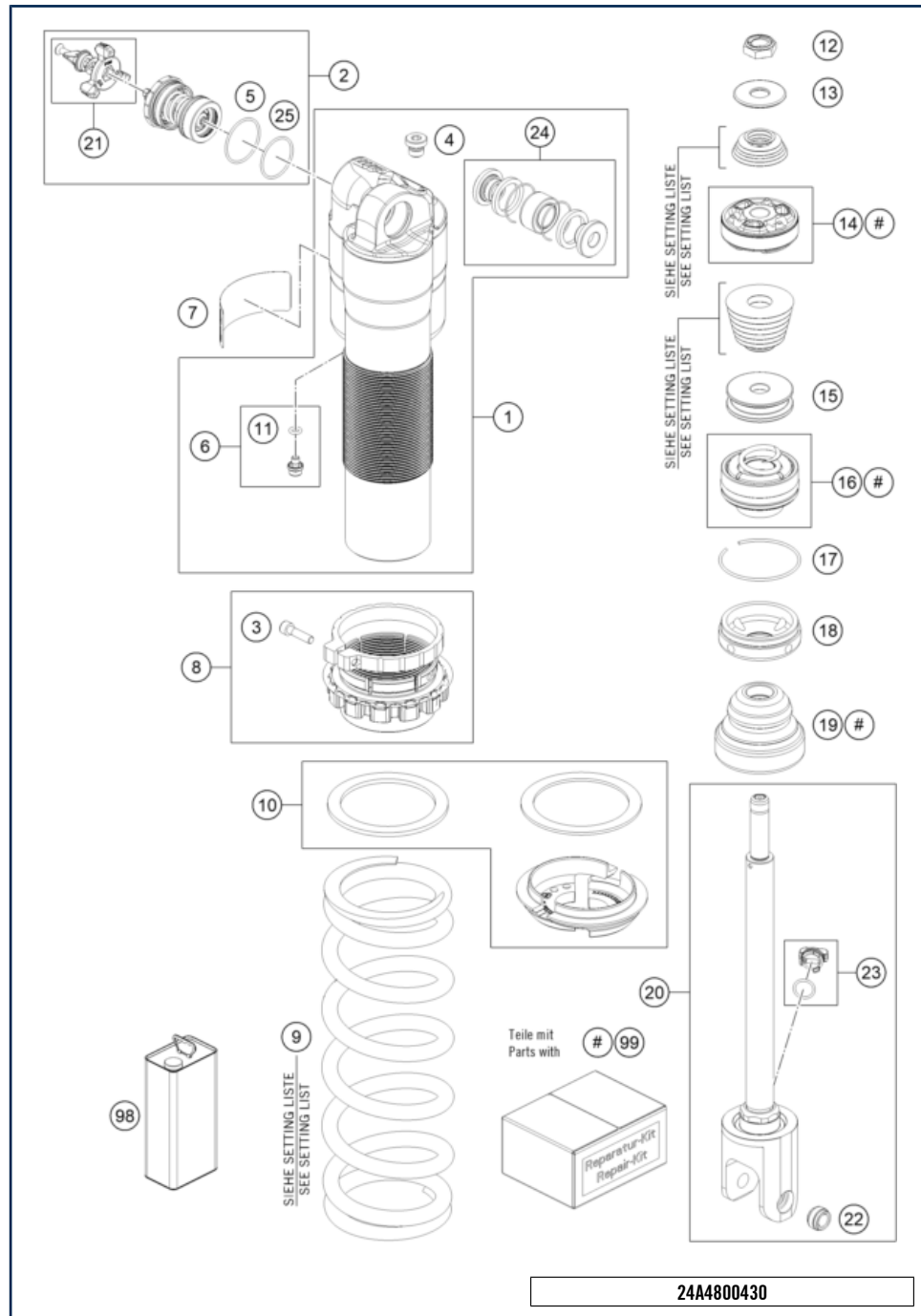
POS	PARTNUMBER		PIECE
1	A460C459Y408000	Shock absorber KTM 450 SX-F 2025 US	1
2	77204089000	HH COLLAR SCREW M10X52 SW13	2

227950410

69024

\* NEW PART

X ON DEMAND

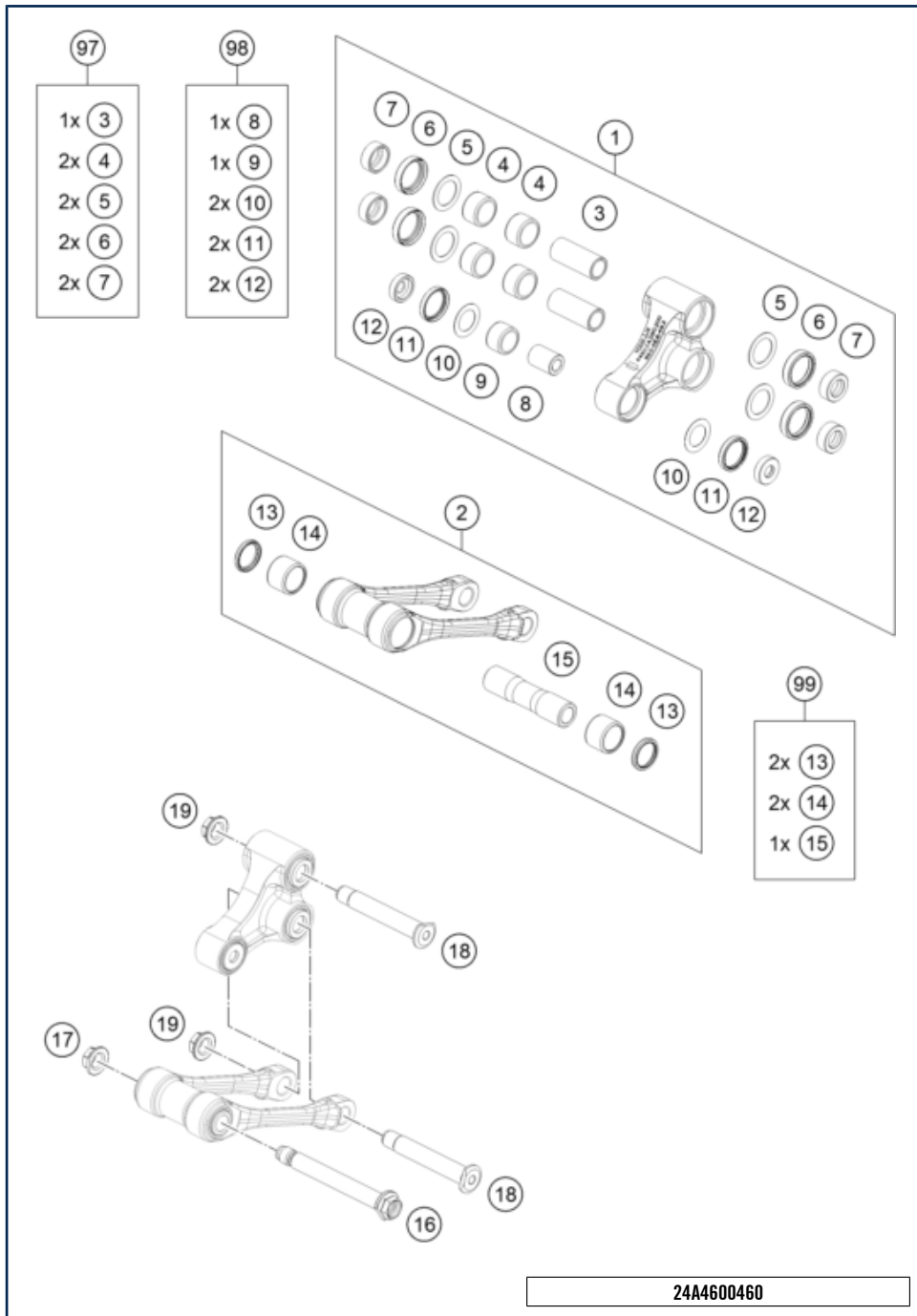


POS	PARTNUMBER		PIECE
1	S455000003S0100	Monoshock case M51x1 h19 with pipe cpl.	1
2	S012900000S2100	Druckstufe kpl.	1
3	14460042	HS cylinder-head screw M5x20 DIN 912	1
4	50180095	HS cylinder-head screw R1/8 I8	1
5	50180217	O-ring 27x1,5 Viton70 green ISO 3601-3S	1
6	36120151S1	screw fill M5x6 cpl.	1
7	52000312	Sticker XACT LDS 80x29	1
8	S938100001S0000	SPRING SUPPORT	1
9	91210130	mainspring (62/65) 36-240 muffle white	x
9	91210131	mainspring (62/65) 39-240 muffle white	x
9	91210132	mainspring (62/65) 42-240 muffle white	x
9	91210133	mainspring (62/65) 45-240 muffle white	x
9	91210134	mainspring (62/65) 48-240 muffle white	x
9	91210135	mainspring (62/65) 51-245 muffle white	x
9	91210136	Mainspring (62) 54-250.0 shock white	x
10	S828800000S01BQ	Spring seat 26,5x76,5x22,3 cpl.	1
11	S208600003000FB	O-ring 5,28x1,78 HNBR70 red	1
12	50181207	Locking nut M12x1 h9 WAF19	1
13	50181344	Rebound disc 12x34x3,5 h0	1
14	S625000000S0000	Piston 12x49,4x18 cpl	1
15	50181091	Rebound disc 12x43x12,5 h8	1
16	50180603S7	Dichtungsträger 50x28 cpl.	1
17	50180126	Round-wire snap ring 53x1,75	1
18	50181349	Cap 50,12x16 h6	1
19	50181100	Rubber pad 18x58x46 black	1
20	S421800010S0100	Mounting fork with piston rod cpl. Link	1
21	RP10044T	Repair kit adjuster DCC 2023	x
22	46811205	Bush M10x12/15/13x9,5	1
23	S918100006S0000	adjuster rebound red cpl.	1
24	R15006	REPAIR KIT BEARINGS 07	x
25	50180218	O-ring 25x1,5 Viton70	1
98	50180751S1	SHOCK ABSORBER FLUID 5 LT	x
99	RP10043T	shock absorber rebuild kit	x

24A4800430

68985

\* NEW PART X ON DEMAND

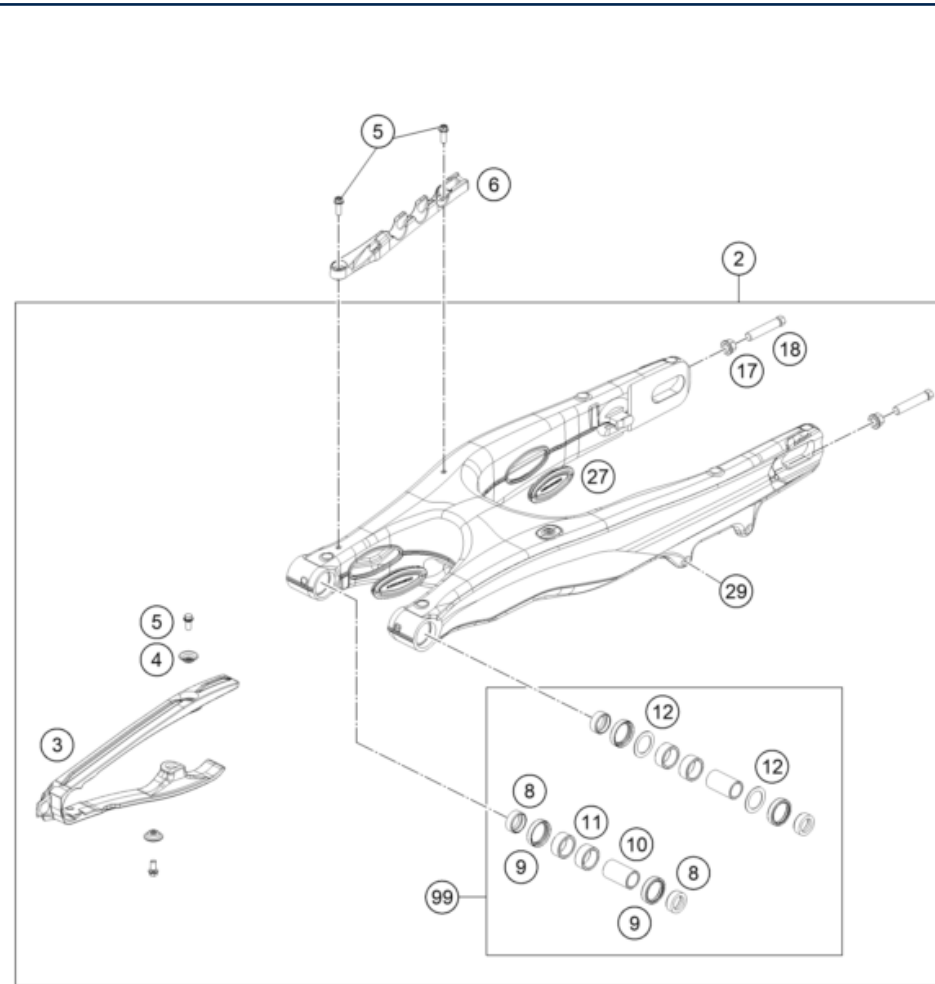


POS	PARTNUMBER		PIECE
1	A46004080244	Triangle cantilever compl.	1
2	A46004083244	Pull rod compl.	1
3	54603081000	BUSHING SLEEVE 15 X 20 X 48	2
4	54603097000	NEEDLE BUSH HK 2016	4
5	54603036000	STOP DISK 22,2X31,7X1	4
6	0760253271	Radial shaft seal 25x32x7	4
7	77204080130	BUCKET SHAFT SEAL RING 25X11	4
8	77204080010	BEARING SLEEVE 10X18X25,5	1
9	0618182416	NEEDLE BUSH HN1816 RS 18/24/16	1
10	50180604	Shim 29,75x19x0,4	2
11	0760243051	Radial shaft seal 24x30x5	2
12	77204080020	BUCKET FOR SHAFT SEAL RING	2
13	0760222842	Rotary shaft seal G22x28x4	2
14	0618222820	NEEDLE BEARING HK2220 22X28X20	2
15	79004084010	BEARING SLEEVE F. TIE-ROD 16	1
16	A48004084000	Pin pull rod M16x1.5	1
17	77404084120	HEX NUT M14X1.5 SW17	1
18	A48004085000	Triangle cantilever pin M14x1.5	2
19	77204087000	hex nut M14x1.5 WS17	2
97	A46004180020	repair kit triangle cantilever front	x
98	A46004180010	repair kit triangle cantilever front	x
99	A46004183010	pull rod repair kit	x

24A4600460

69015

\* NEW PART X ON DEMAND



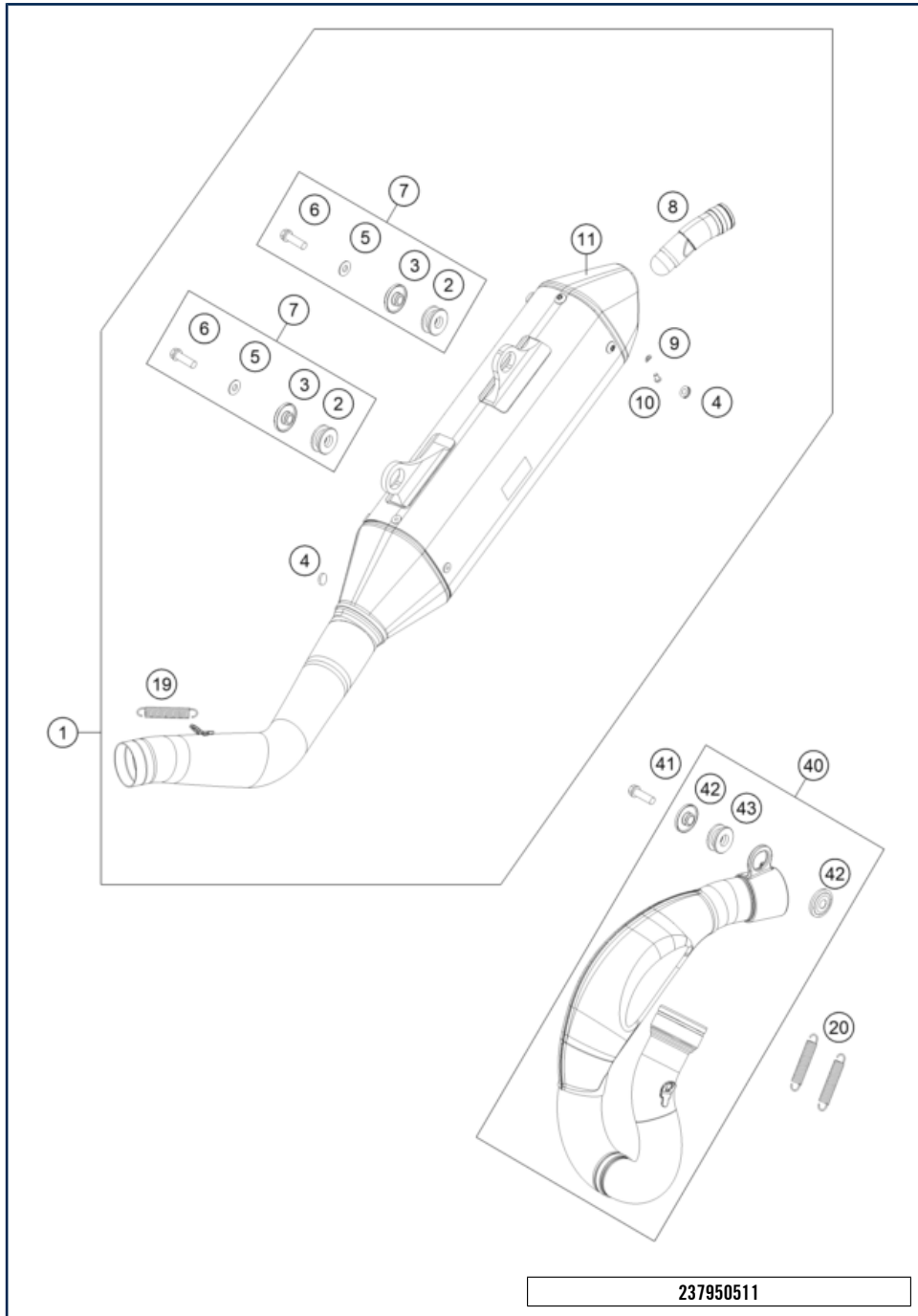
POS	PARTNUMBER		PIECE
2	A46004230144	Swingarm preass.	1
3	A46004066100	Chain slider	1
4	77304066150	Chain slider bushing	2
5	0025060166S	HH collar screw M6x16 TX30 SL	4
6	A46004042000	Brake line guide	1
8	77704034000	SUPPORT F. SHAFT SEAL RING 16	4
9	0760253270	radial shaft seal 25x32x7	4
10	59404032000	BEARING SLEEVE 17X22X38,7 03	2
11	0618222812	NEEDLEBEAR HK2212V 22/28/12 MB	4
12	54603036000	STOP DISK 22,2X31,7X1	2
14	A46004070000	Chainguide SX	1
15	59009062016	SPECIAL SCREW M6X16 WS=8 10.9	1
16	0025060456	HH COLLAR SCREW M6X45 TX30	1
17	58414030000	HH COLLAR NUT M10X1,25 WS=13	2
18	50304040100	screw M10x1.25x50 WS10	2
25	A46004037000	Swingarm pivot	1
26	54804038000	Nut with flange M16X1,5 WS=19 03	1
27	A46004041000	Locking cap swingarm	4
29	54603055051	PRESS IN NUT M6 STEEL ZINC	1
99	79004030110	Repair kit swingarm bearing	x

232620490

69097

\* NEW PART

X ON DEMAND



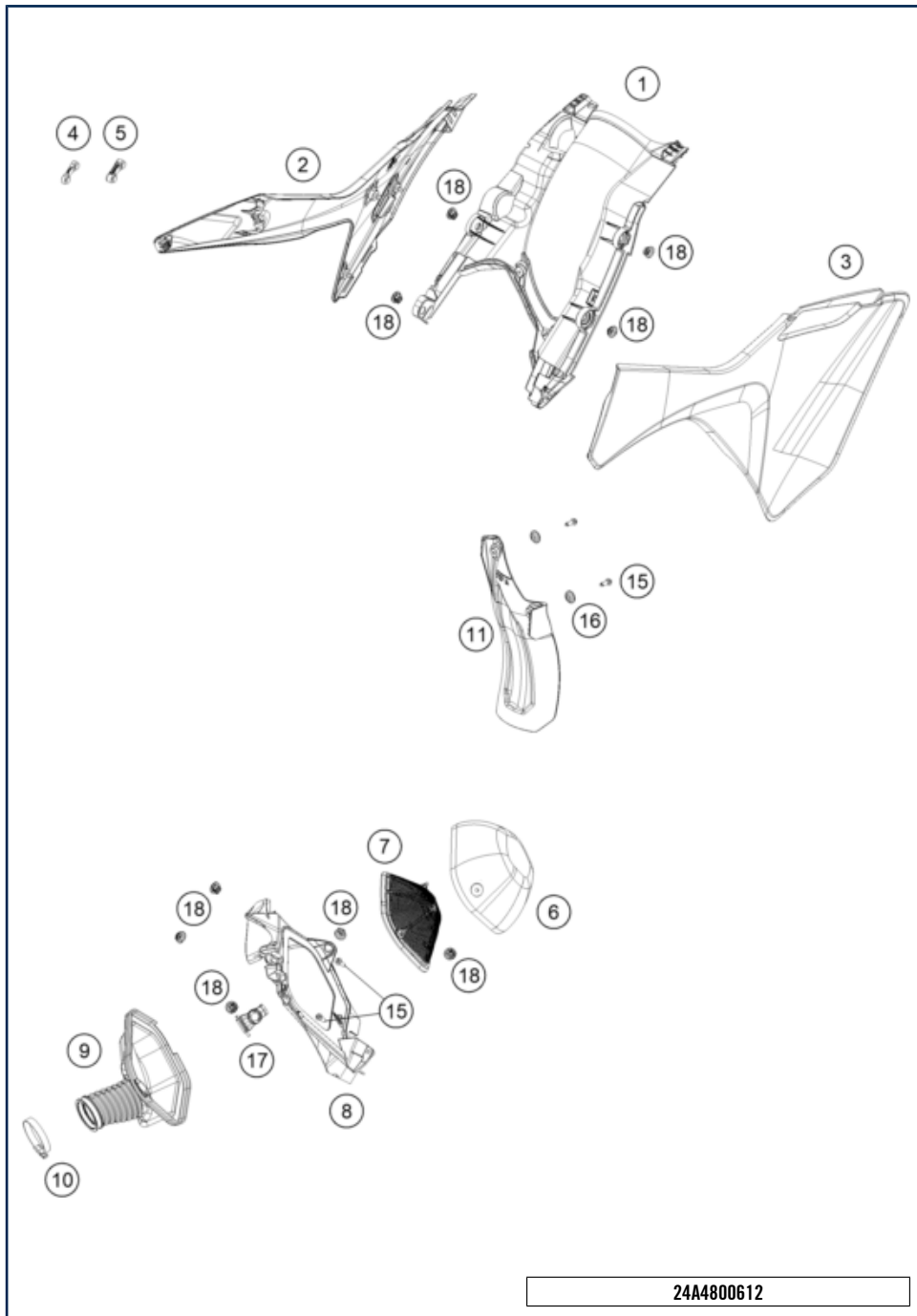
POS	PARTNUMBER		PIECE
1	A48005979000	Akrapovic Slip-on Line	1
2	77205068000	DAMP. COMPON. BLACK	2
3	77205169000	BUSHING 7.5x12x28x8.3 11	2
4	76505099050	RUBBER CAP	2
5	50233041000	PAIR OF WASHERS M 6 NORDLOCK	2
6	0025060356	HH collar screw M6x35 TX30	2
7	A48005979060	Manifold assembly kit	2
8	A48005989030	Noise reduction insert	1
9	79405062030	WASHER	1
10	79405062020	BOLT	1
11	A48005979050	Silencer cap	1
19	57305989100	Exhaust spring	1
20	50305016200	Tension spring L=65 mm	2
40	A48005007033	Header KTM 450 SXF	1
41	0025080256	HH collar screw M8x25	1
42	77805069000	BUSHING 8.5x12x28x8.3	2
43	79105068000	Damper gray	1

237950511

62217

\* NEW PART

X ON DEMAND



POS	PARTNUMBER		PIECE
1	A54106001000FB	Lower section of the air filter	1
2	A59006004000FBD	Air filter box cover right with decal	1
3	A59006003000FBD	Air filter box cover left with decal	1
4	79105098000	exhaust spacer	1
5	25105098000	Distance piece, silencer	1
6	A46006015000	Air filter	1
7	A46006016000	Air filter support	1
8	A59006001010FB	Air filter box front part	1
9	A48006026100	Air boot	1
10	78006027000	HOSE CLAMP 45-65MM	1
11	A46004050000	Splash protection	1
15	0017060206	SCREW F. PLASTIC K60X20AL SW6	4
16	77304066150	Chain slider bushing	2
17	A46006017000	Air filter holding bracket	1
18	47106003160	quick release rubber grommet	9

24A4800612

69140

\* NEW PART X ON DEMAND

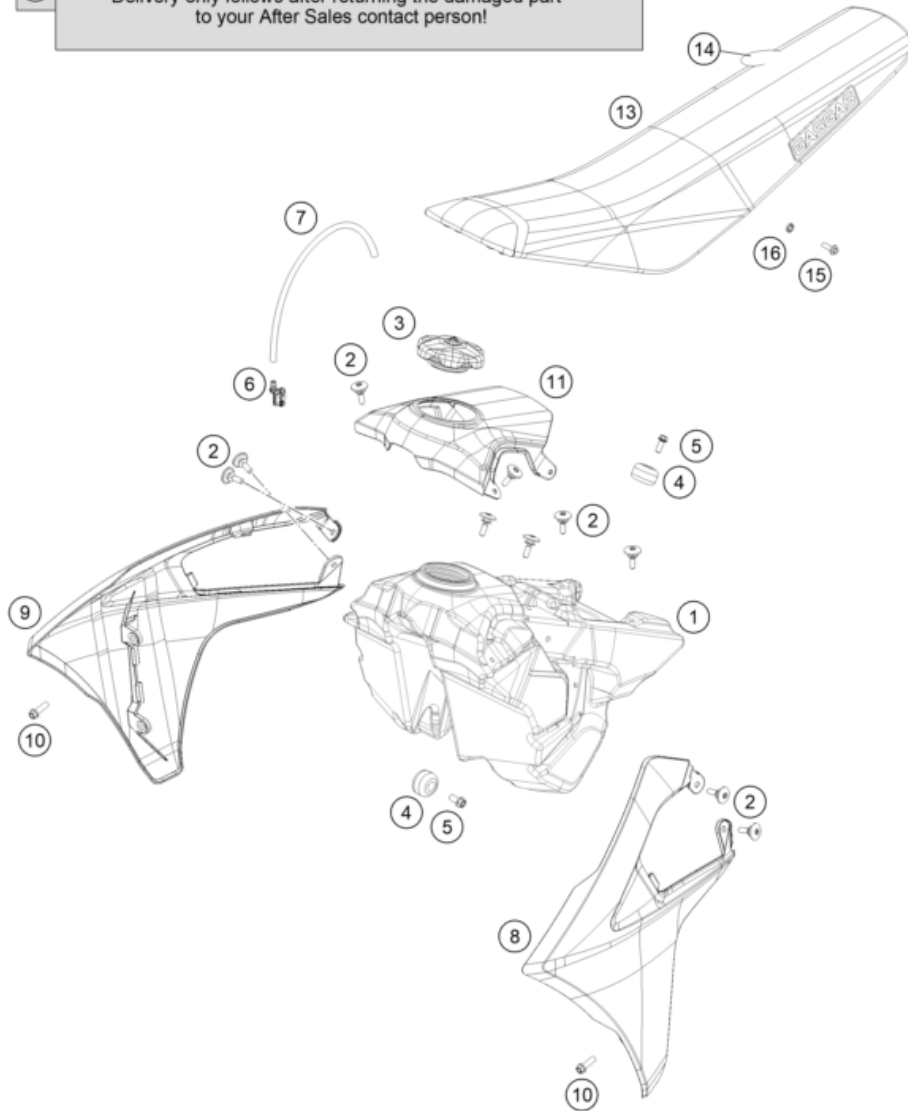


8  
9  
11

Nur gegen Austausch erhältlich!  
Lieferung erfolgt nur nach Rückgabe des beschädigten Teils  
an die länderspezifische Kontaktperson!

---

Only for replacement!  
Delivery only follows after returning the damaged part  
to your After Sales contact person!



24A4800710

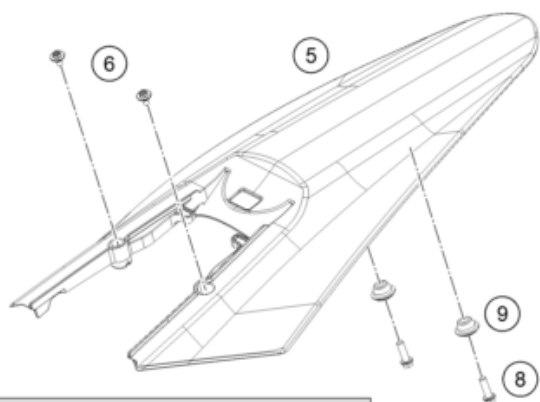
POS	PARTNUMBER		PIECE
1	A54107613000	Fuel tank	1
2	79107011000	Seat holder screw	10
3	77707008144C1	Fuel tank cap	1
4	A46007014000	Fuel tank role	3
5	0026060136	COLLAR SCREW M6X13 ISA30	3
6	79107013010	wire holder / fuel ventilation	1
7	78007000270	PVC-HOSE 5,6X10X270MM	1
8	A59008050000FBD	spoiler left with decal	1
9	A59008051000FBD	spoiler right with decal	1
10	0025060126	HH collar screw M6x12 TX30	4
11	A59008030000FBB	fuel tank fairing with decal	1
13	A59007040000FBB	Seat compl.	1
14	A59007040050FBB	Seat cover	1
15	0025060206	HH collar screw M6x20 TX30	1
16	50233041000	PAIR OF WASHERS M 6 NORDLOCK	1

69146

\* NEW PART

X ON DEMAND

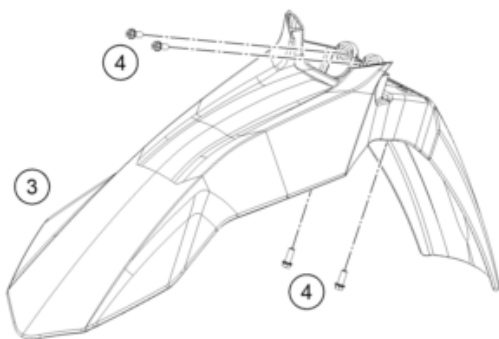
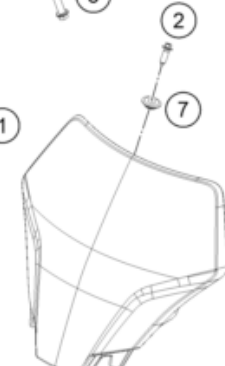




Nur gegen Austausch erhältlich!  
 Lieferung erfolgt nur nach Rückgabe des beschädigten Teils  
 an die länderspezifische Kontaktperson!

---

Only for replacement!  
 Delivery only follows after returning the damaged part  
 to your After Sales contact person!



POS	PARTNUMBER		PIECE
1	A54108007033FBA	Number plate with decal	1
2	0017060206	SCREW F. PLASTIC K60X20AL SW6	1
3	A59008010100FB	front fender	1
4	0025060166	HH collar screw M6x16 TX30	4
5	A54108013000FBC	rear fender with decal	1
6	83008000015	SPECIAL SCREW M6X15X3	2
7	79608052000	BUSH 6X11X16X5 MM	1
8	0025060206	HH collar screw M6x20 TX30	2
9	0800000601102	Collar bushing 6.2x15x20x10.5	2

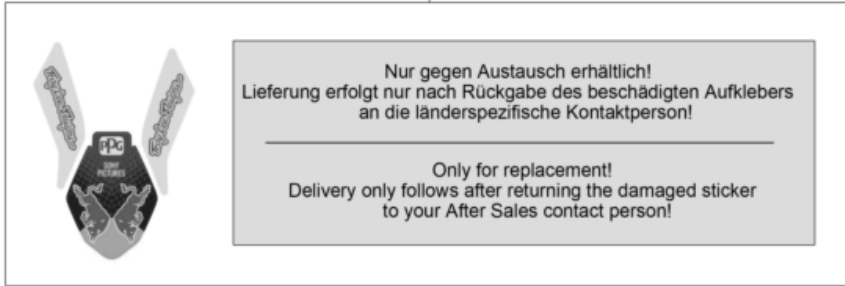
23A4600811

69145

\* NEW PART

X ON DEMAND

1



2



3



24A4800831

POS	PARTNUMBER		PIECE
1	A59008093100	Decal Front Fender	1
2	A54108092200	Sticker set accessory pack	1
3	A59008199000	graphics kit MC 250F/450F Factory Editio	1

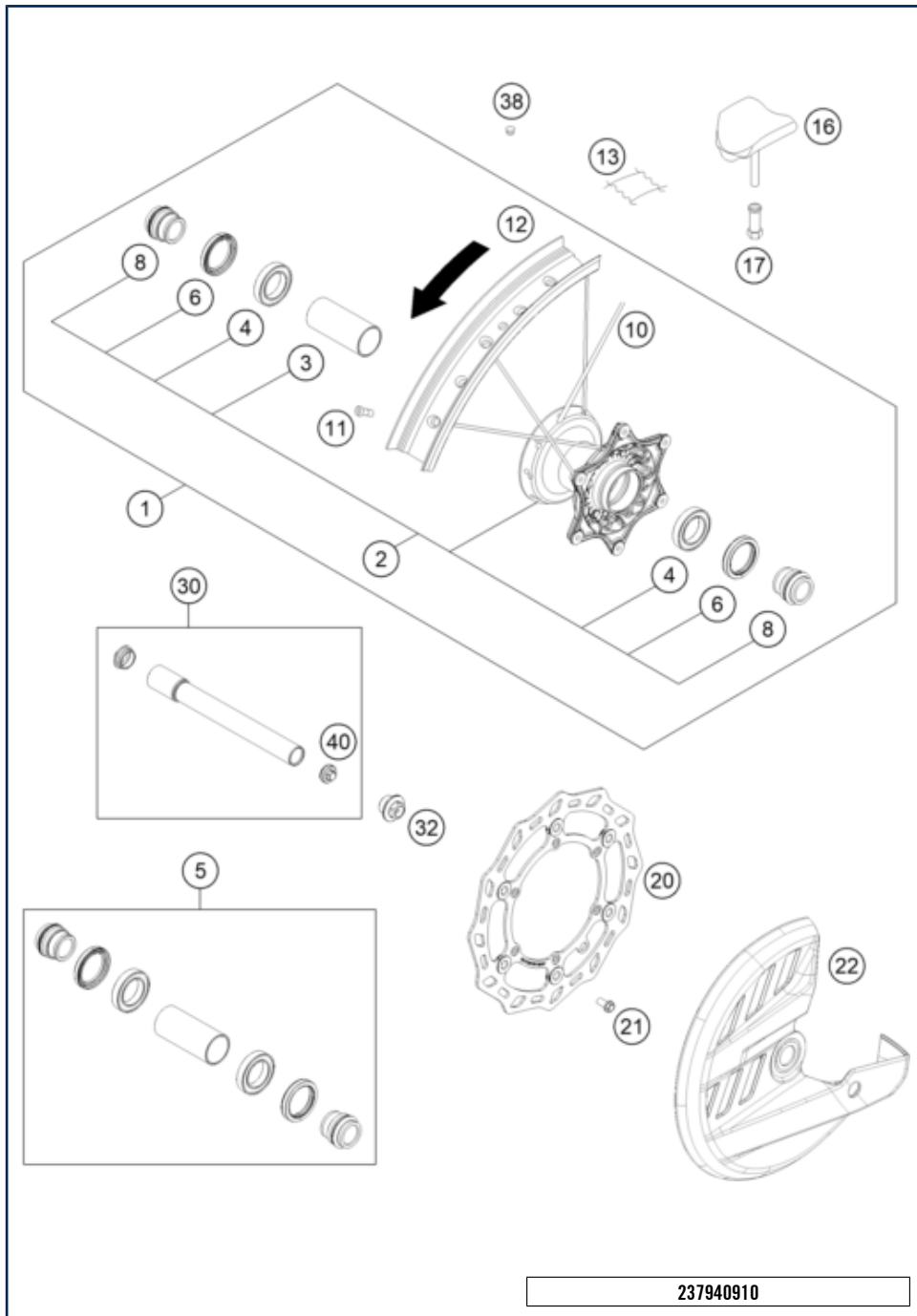
69166

\* NEW PART

X ON DEMAND

# FRONT WHEEL

MC 450F FACTORY EDITION 2024 US 2024



POS	PARTNUMBER		PIECE
1	A46009901044FA	Factory front wheel 1.6x21"	1
2	A46009910044FA	Front wheel hub compl.	1
3	54809011000	BEA.SPACERTUBE 35X2 L=79,4 03	1
4	0625069068	GR.BALL BEAR.6906 DDU2CG23S6NM	2
5	77709015000	wheel bearing repair kit	1
6	0760354771	SHAFT SEAL RING 35X47X7 TC	2
8	77709012000	SPACER BUSHING F. FR. WHEEL	2
10	7900907124030	Front spoke	36
11	77109072000FAS	Spoke nipple M4.5	36
12	8120907010030A	"front rim 1,60x21"" DID"	1
13	50309073000	RIM BAND 21"	1
16	78109090200	Tyre locker 1,60"	1
17	77110090050	NUT FOR WHEEL HOLDER	1
20	A59009960000	Front brake disc	1
21	59009062013	SPECIAL SCREW M6X13 WS=8 10.9	6
22	79109961100	Factory Racing brake disc guard	1
30	79109081033	Wheel spindle front compl, 2019	1
32	A46009082000	Collar screw M20x1.5 SW17 Al	1
38	55003135000	PLUG FOR RIM	x
40	7770908107055	AUXILIARY SCREW FRONT	1

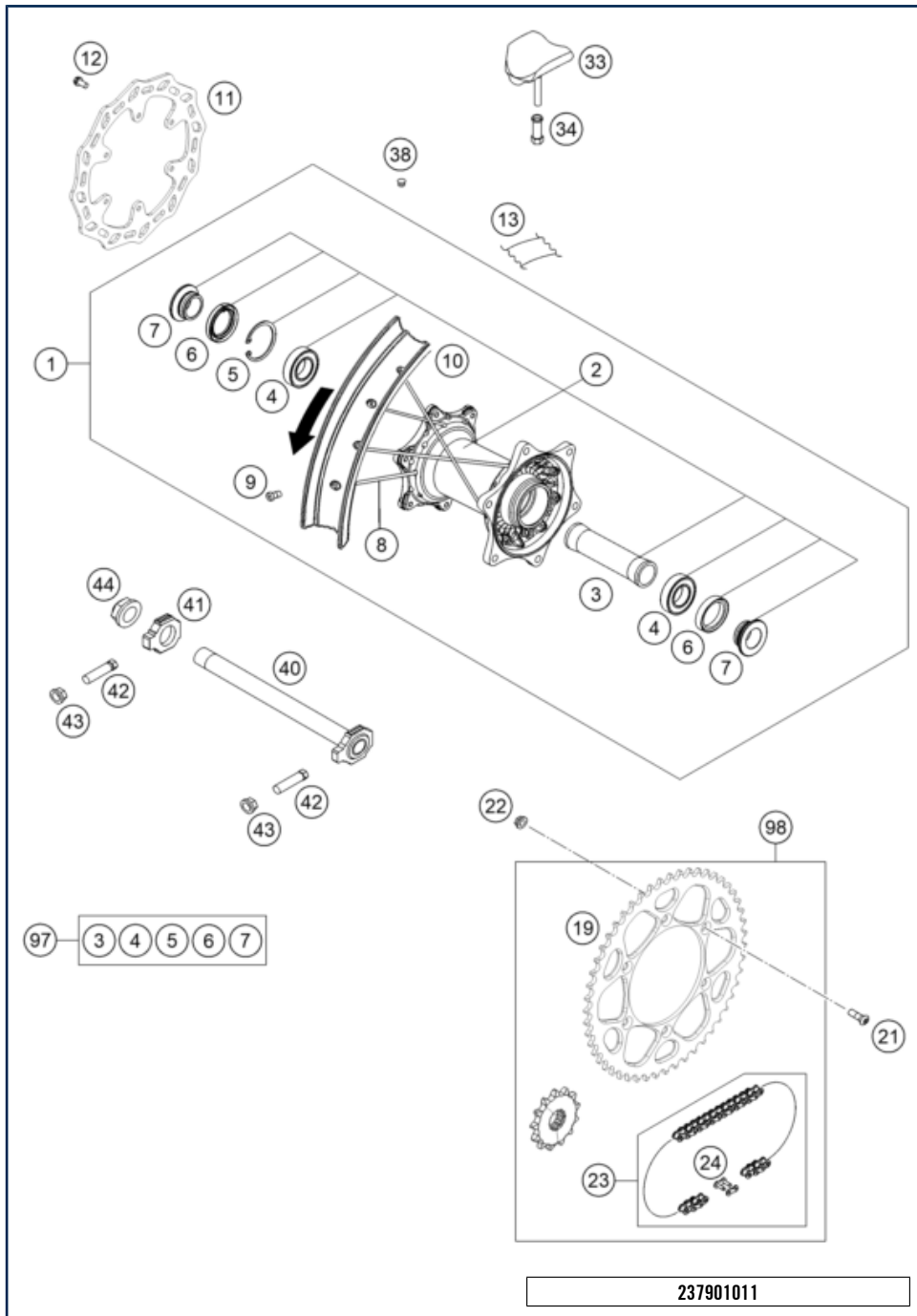
237940910

62252

\* NEW PART X ON DEMAND

# REAR WHEEL

MC 450F FACTORY EDITION 2024 US 2024

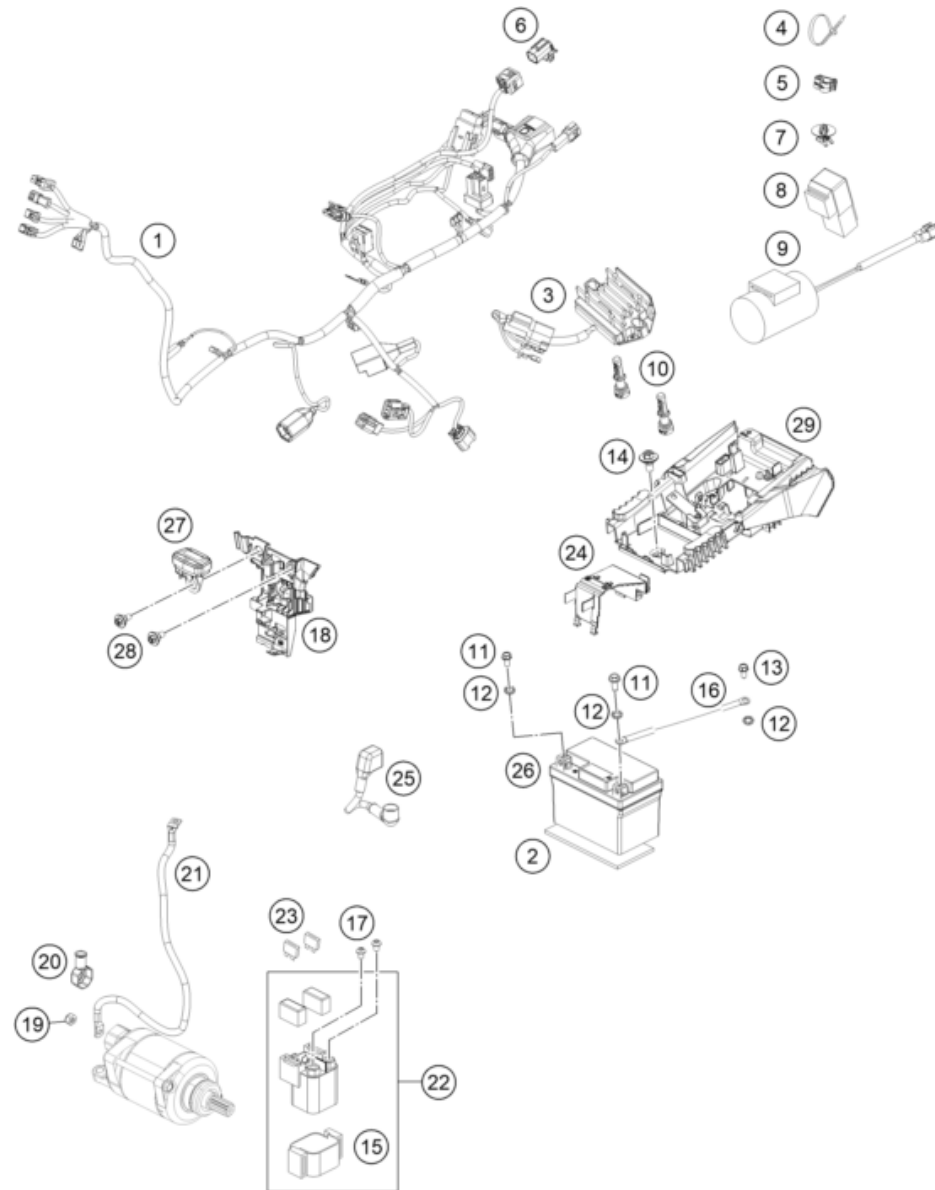


POS	PARTNUMBER		PIECE
1	A46010901044FA	Factory rear wheel 2.15x19"	1
2	A46010910044FA	Rear wheel hub, compl.	1
3	A46010011000	Bearing spacer tube 121.5mm	1
4	0625060058	GR.BALL BEAR.6005 DDU2CG23S6NM	2
5	0472047175	CIRCLIP DIN0472-47X1,75	1
6	0760354771	SHAFT SEAL RING 35X47X7 TC	2
7	A46010016000	Spacing tube rear wheel	2
8	7901007120530	SPOKE M4,5X205-19" BLACK 16	36
9	77109072000FAS	Spoke nipple M4.5	36
10	2501007000030A	"rim 2,15x19"" DID"	1
11	A59010060000	Brake disc rear D=220mm	1
12	59009062013	SPECIAL SCREW M6X13 WS=8 10.9	6
13	50310073200	RIM BAND 18" AND 19"	1
19	7771015104830	SPROCKET 48-T BLACK	x
19	7771015105030	SPROCKET 50-T BLACK	x
19	7771015105130	SPROCKET 51T BLACK	1
19	7771015105230	SPROCKET 52-T BLACK	x
21	0019080266S	COUNTER-SUNK SCREW ISA45 M8X26	6
22	06923080003	hex nut EN 1661 M8 WS13	6
23	78910065118	CHAIN 520 GPXV GOLD	1
24	78910066000	CONNECTING LINK F. 78910065118	1
33	78110090200	Tyre locker 2,15"	1
34	77110090050	NUT FOR WHEEL HOLDER	1
38	55003135000	PLUG FOR RIM	x
40	A46010085044	Wheel spindle rear wheel compl.	1
41	A46010084000	Chain tension adjuster right	1
42	50304040100	screw M10x1.25x50 WS10	2
43	58414030000	HH COLLAR NUT M10X1,25 WS=13	2
44	A46010086000	Collar nut M22x1,5 WS=30	1
97	A46010015010	wheel bearing repair kit	x
98	00050002107	Drivetrain kit HQV 13Z/51Z	x
98	00050002082	DRIVETRAIN KIT HQV 14T/51T	x

237901011

62257

\* NEW PART X ON DEMAND



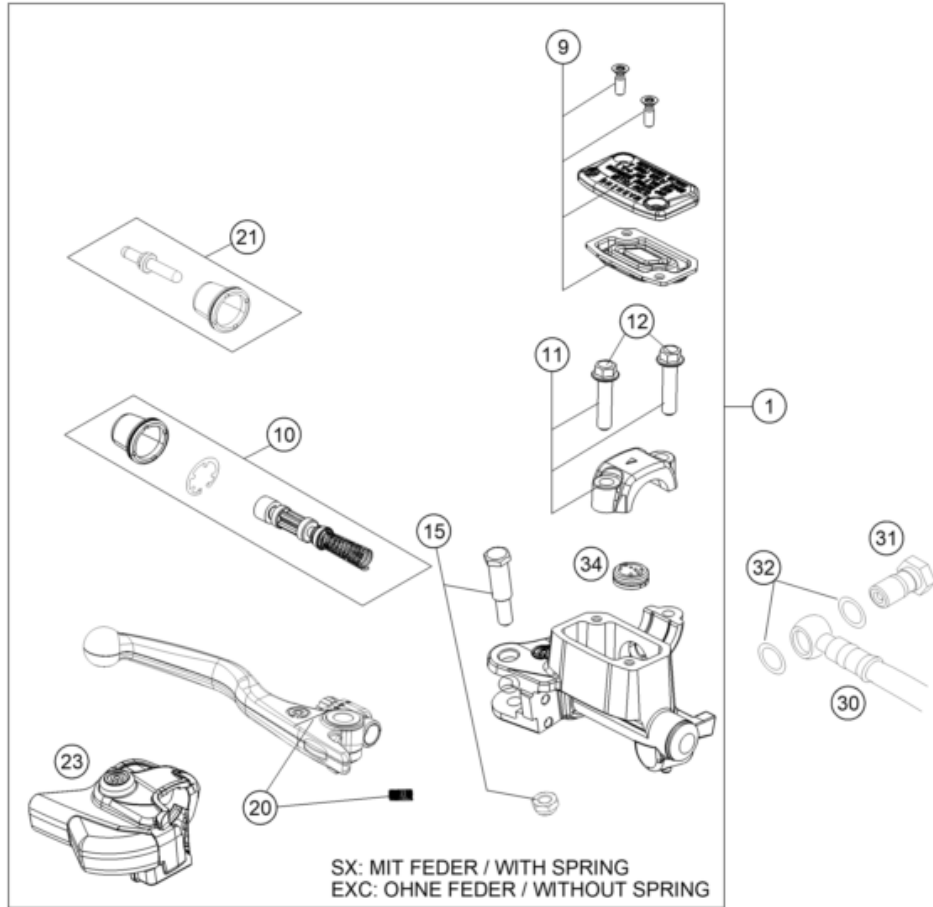
POS	PARTNUMBER		PIECE
1	A46011075000	Main wiring harness	1
2	59003001099	METAMOLL 90X45X3MM 03	1
3	77211034000	VOLTAGE REGULATOR 09	1
4	44011076140	CABLE TIE 140/2,5MM BLACK	x
4	44011076200	CABLE TIE 200/3,6MM BLACK	x
4	44011076305	CABLE TIE 300/4,8MM BLACK	x
5	83013026000	CABLE GUIDE	2
6	0007000000U002	Plug cap	1
7	79711013010	Cable bracket d8	1
8	61111057000	RELAY CM1A-R-12V-H80 07	1
9	77711035000	CONDENSATOR	1
10	55641030000	Holder control unit	2
11	0025050126	HH collar screw M5x12 TX30	2
12	58411098100	CONTACT WASHER M6 VSV-K6	3
13	0026060136	COLLAR SCREW M6X13 ISA30	1
14	83008000012	special screw M6x12x3	1
15	58211058050	BRACKET RUBBER F.STARTRELAY 07	1
16	75011097100	Ground wire	1
17	0902060083	AH OVAL SCREW ISO 7380 M 6X8	2
18	A46011083000	Connector support	1
19	0985060003	SELF LOCK. NUT DIN0985-M 6	1
20	77240099000	PROTECTION CAP F. STARTER ENG.	1
21	A46011059000	Starter cable	1
22	58211058000	STARTER RELAY 12V '99	1
23	58011109110	FUSE 10 A 2000	2
24	A59011056000	Electrics bracket compartment	1
25	A46011059050	Battery cable compl.	1
26	79111053000	battery 12V/24Wh	1
27	A46014069000	Dashboard	1
28	83008100015	SPECIAL SCREW M6X15X5,5	2
29	A59011055000	electrical compartment	1

23A5401110

62260

\* NEW PART

X ON DEMAND



POS	PARTNUMBER		PIECE
1	77713001044	HAND BRAKE CYLIND. CPL. SX 2014	1
9	77713003000	HAND BRAKE CYL. COVER	1
10	77713008000	REPAIR KIT PISTON SX 2014	1
11	54802005100	CLAMP CPL. 06	1
12	0025060256	HH collar screw M6x25 TX30	2
15	77713006000	LEVER SCREW	1
20	77713002000	HAND BRAKE LEVER +SPRING SX 14 SX WITH SPRING, EXC WITHOUT SP	1
21	77713007000	PUSH ROD CPL. SX 2014	1
23	77713004000	PROTECTION CAP HAND BRAKE CYL.	1
30	59013010000	BRAKEHO. FRONT 1235MM 2000	1
31	54813020100	banjo bolt M10x1x19 black	1
32	0603100141	sealing ring DIN 7603 10x14x1	2
34	54802051000	VALVE	1
80	00062030000	BRAKE FLUID DOT5.1 0,25L	1



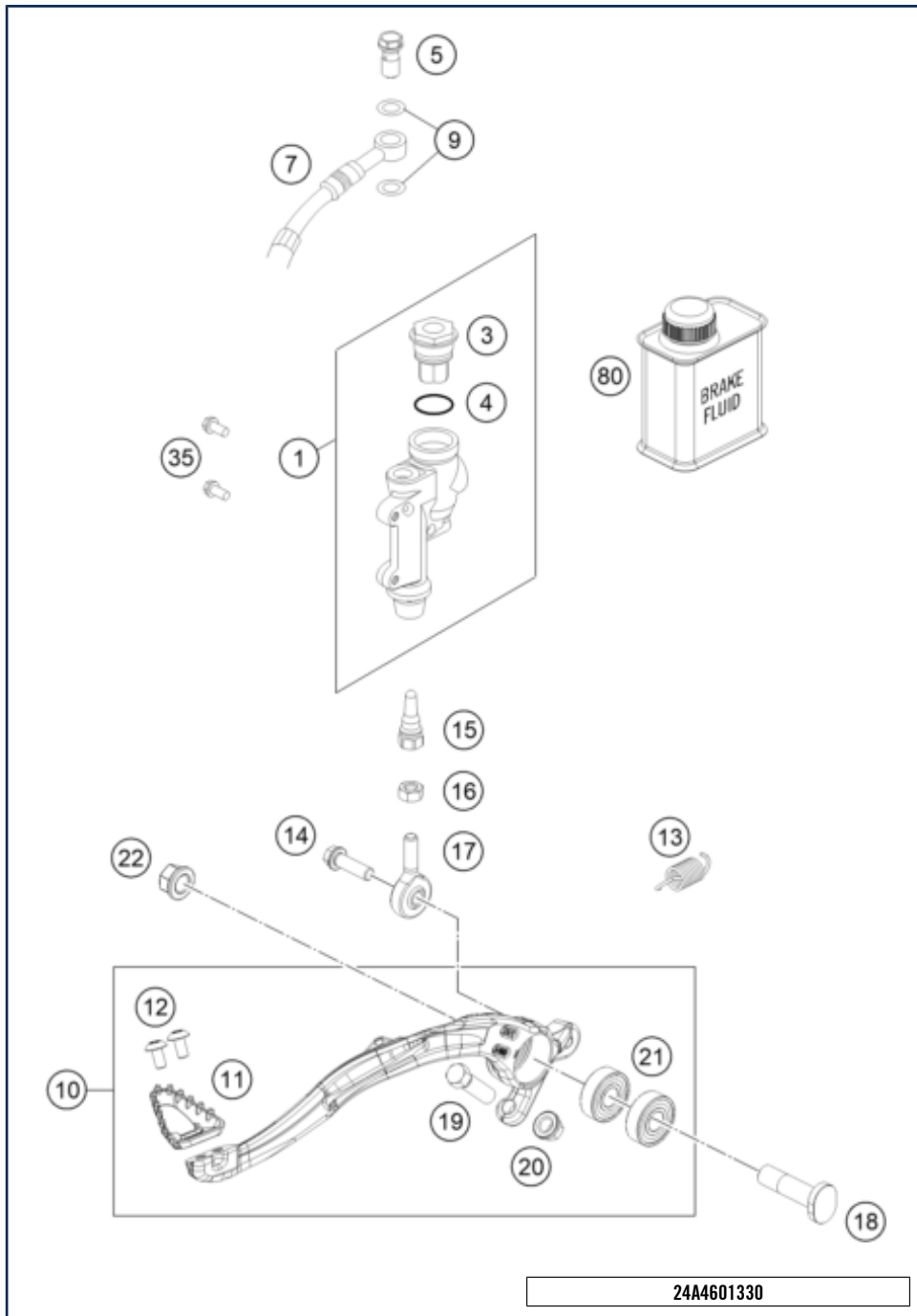
147781310

15055

\* NEW PART

X ON DEMAND





POS	PARTNUMBER		PIECE
1	77013060044	REAR BRAKE CYLINDER CPL.SX 09	1
3	54813062100	REAR BRAKE CYL. COVER CPL. 04	1
4	54813063000	FOOT-BRAKE CYL. GASKET SX 03	1
5	54813020100	banjo bolt M10x1x19 black	1
7	77213070300	Rear Brakehose	1
9	0603100141	sealing ring DIN 7603 10x14x1	2
10	A48013050044	Brake pedal cmpl.	1
11	A48013051000	Step brake lever	1
12	58605083010	SCREW TORX M5X10 05	2
13	A46003062000	Retracting spring	1
14	0025060206S	HH collar screw M6x20 TX30	1
15	54813056000	PUSH ROD L=28MM 03	1
16	0934060003	hex nut DIN 934 M6	1
17	54813055100	Joint head CMP6	1
18	47213054000	Screw foot brake lever	1
19	59001037000	SPECIAL SCREW M8X26 WS=10	1
20	46030045000	flanged nut M8 WS10	1
21	0625060002	deep groove ball bearing SKF 6000-2RS1	2
22	54630044000	COLLAR NUT M10 WS=13	1
35	0025060126	HH collar screw M6x12 TX30	2
80	00062030000	BRAKE FLUID DOT5.1 0,25L	1

24A4601330

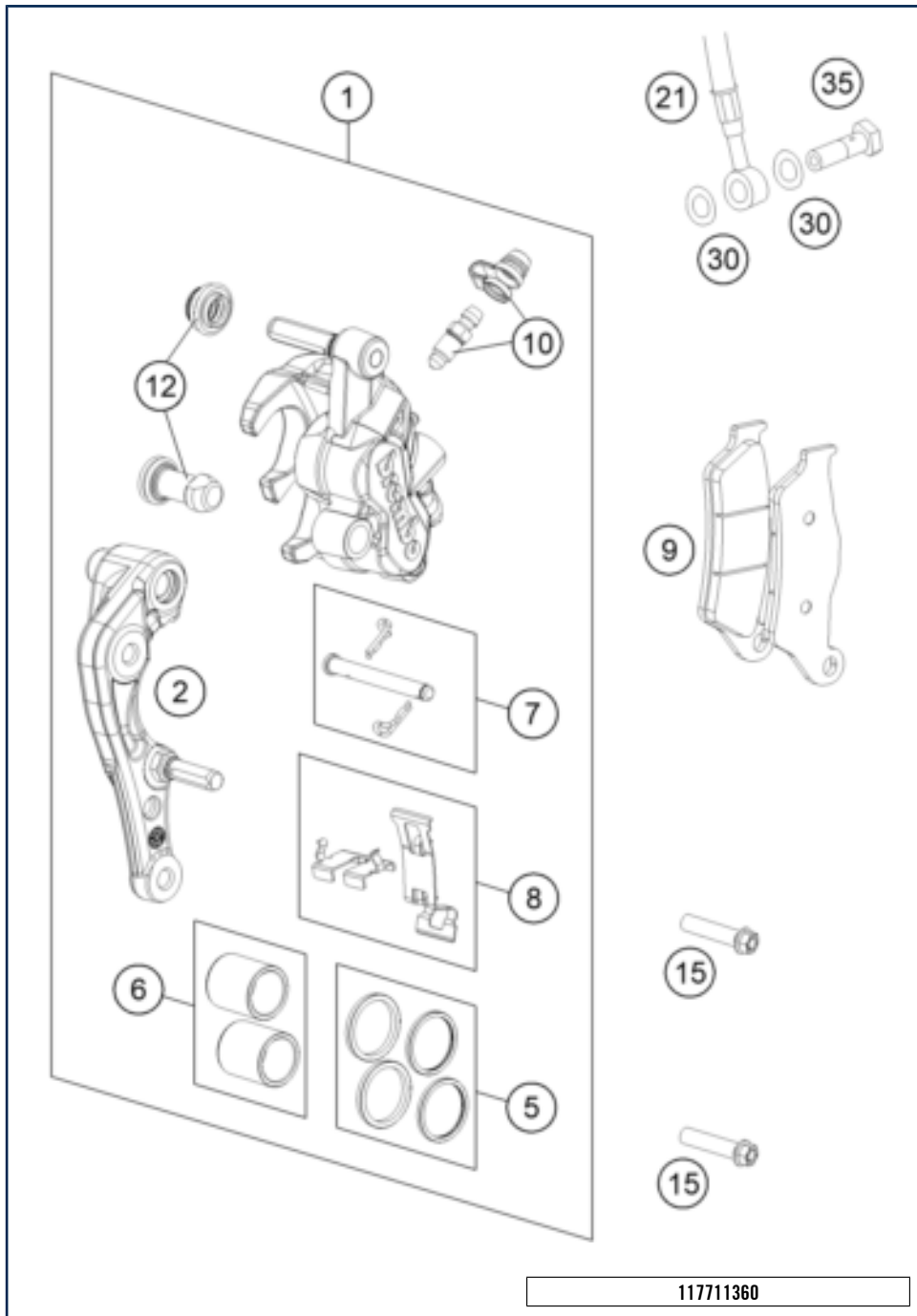
69022

\* NEW PART

X ON DEMAND

# FRONT BRAKE CALIPER

MC 450F FACTORY EDITION 2024 US 2024



POS	PARTNUMBER		PIECE
1	7701301500101	CALIPER NAT. WITHOUT PADS	1
2	77013014000	BRAKE CALIPER SUPPORT FRONT 09	1
5	77013021000	REP. KIT SEALS 24MM	1
6	77013019000	REP. KIT PISTON 24MM	1
7	77013017000	BOLT CPL. 09	1
8	77013018000	RETAINING PLATE SET BREMBO	1
9	77713030000	BRAKE PADS FRONT	1
10	61013020100	BLEEDER SCREW WITH CAP	1
12	54613218000	CUP SET SHORT	1
15	0025080306S	HH COLLAR SCREW M8X30 TX40	2
21	59013010000	BRAKEHO. FRONT 1235MM 2000	1
30	0603100141	sealing ring DIN 7603 10x14x1	2
35	50213025000	HOLLOW SCREW M10X1X19	1

117711360

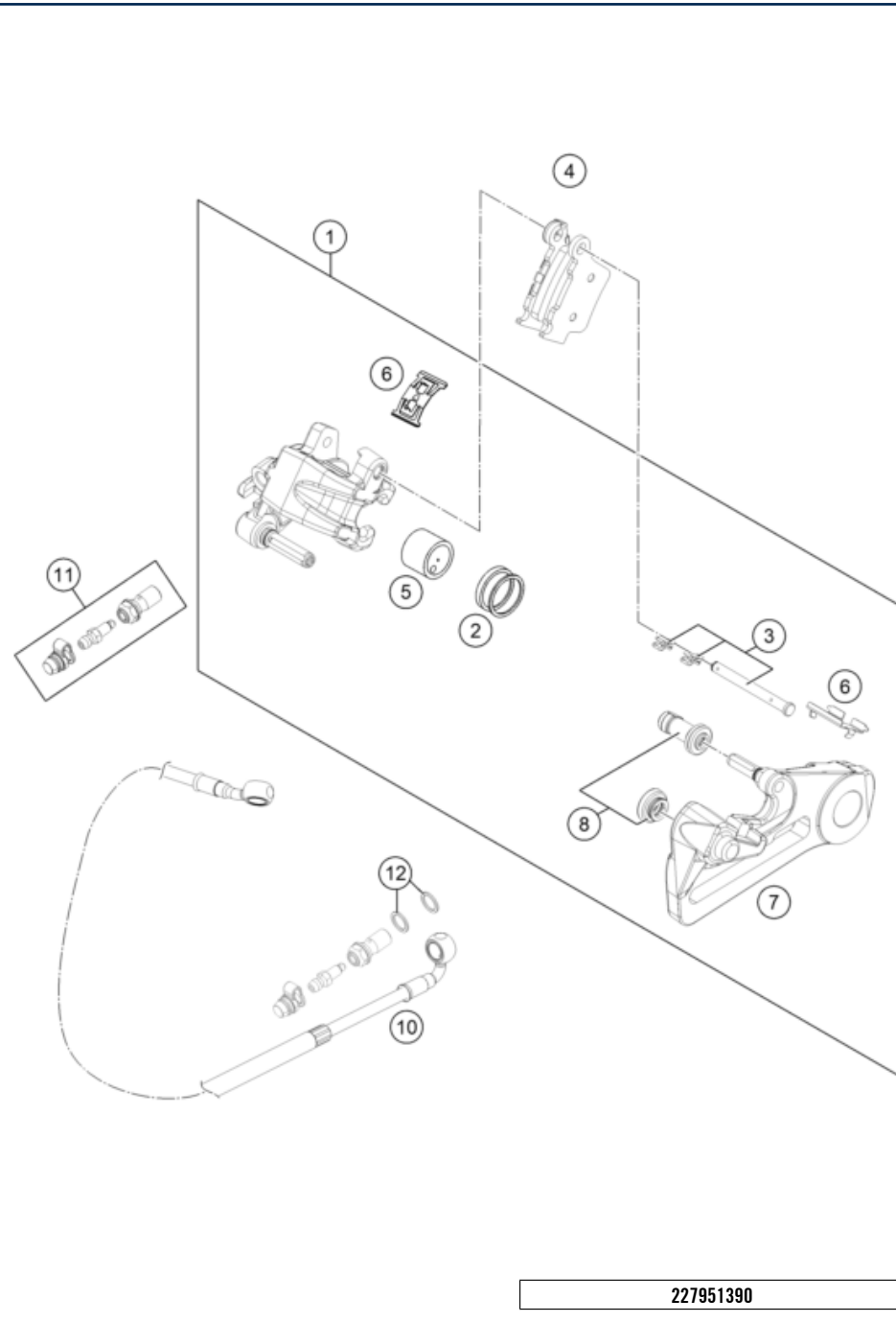
10680

\* NEW PART

X ON DEMAND

# REAR BRAKE CALIPER

MC 450F FACTORY EDITION 2024 US 2024



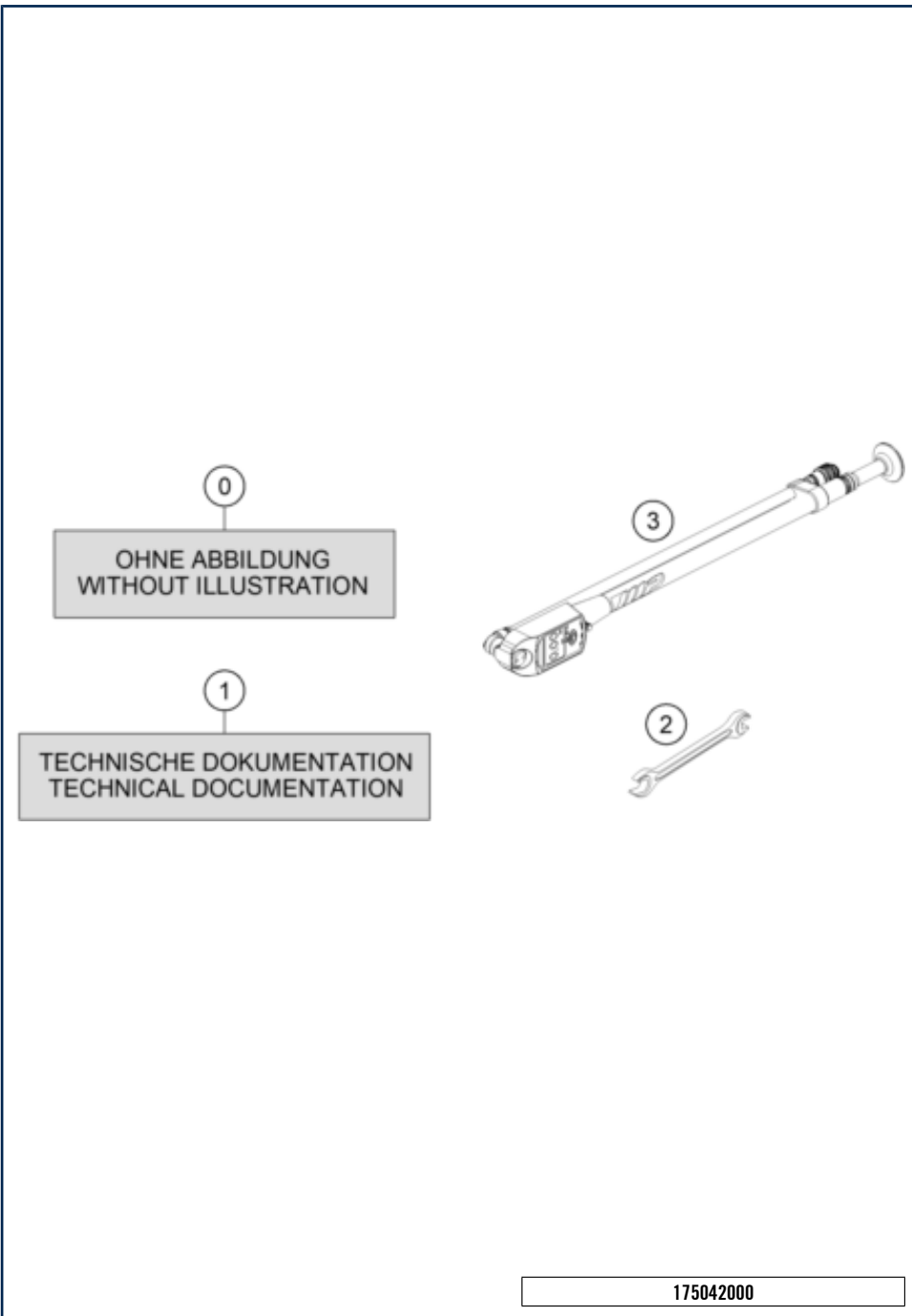
POS	PARTNUMBER		PIECE
1	A46013080001	Rear brake caliper PF 26 b cml.	1
2	50313081200	REPAIR KIT SEALING RINGS 26MM	1
3	54813082000	BOLT SET FOR BRAKE CALIPER 03	1
4	54813090300	BRAKE PAD SET REAR TOYO	x
4	79013090000	BRAKE PAD REAR TOYO B204	1
5	77713083000	BRAKE PISTON 26MM 2013	1
6	54813018000	RETAINING SPRING SET 2003	1
7	A46013075000	Brake caliper support	1
8	54613218100	CUP SET SHORT	1
10	77213070300	Rear Brakehose	1
11	62513020000	BLEEDER SCREW CPL. 05	1
12	0603100141	sealing ring DIN 7603 10x14x1	2

227951390

58280

\* NEW PART

X ON DEMAND



175042000

POS	PARTNUMBER		PIECE
0	00063004204	Self-ad. stkr. 100X200 mm, perf., art. 3	2
0	0081050121	EJOT PT screw K50x12	1
0	50233041000	PAIR OF WASHERS M 6 NORDLOCK	1
0	A46014086010	KTM CUOffroad	1
0	A46014086030	Rubber band	1
0	A46014087020	KTM CUOffroad-GPS	1
0	A46039075000	Sticker map select switch	1
0	A59008010120C1	GPS bracket	1
0	A46001038010	Rigid handlebar clamp bushing	2
0	A46003137033	Footpeg set	1
0	81212016100	WASH CAP SET	1
0	A46002014000	Gate 4-T 39,5mm	1
0	79109961100	Factory Racing brake disc guard	1
0	A54001996000FAA	Factory start device	1
0	A46003990044	Factory skid plate	1
0	A54108092200	Sticker set accessory pack	1
0	A54102002044FBA	Handlebar pad compl.	1
0	A59003994000FB1	Factory Racing frame protection set	1
0	0025060206	HH collar screw M6x20 TX30	1
0	0025050126	HH collar screw M5x12 TX30	2
0	58411098100	CONTACT WASHER M6 VSV-K6	2
0	00063004012	HEADLIGHT MASK BOX	1
0	78141013190	FUEL FILTER	3
0	00063004202	PRINT LABEL 60X51 MM	1
0	78029072000	SPARK PLUG SOCKET	1
0	52000235SET	Sticker set XACT 5 AER CC 182.5x238	1
0	A46029094000	Stand/fork support	1
1	3215162EN	Owner Manual MC 450F, EX 450F 2024	1
2	50329072000	SPOKE-SPANNER WS 7/10	1
3	79412966100	Fork pump	1

69167

\* NEW PART

X ON DEMAND



5 Ø 5 mm

6 Ø 6 mm

8 Ø 8 mm

10 Ø 10 mm

12 Ø 12 mm

14 Ø 14-14,5 mm

16 Ø 16 mm

20 Ø 20 mm

21 Ø 21 mm

22 Ø 22 mm

23 Ø 23 mm

24 Ø 24,5 mm

28 Ø 28,25-28,5 mm

32 Ø 32 mm

52 Ø 52 mm



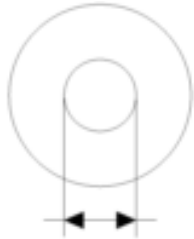
POS	PARTNUMBER		PIECE
1	48600611	Spring (10,2) I5 check valve	X
5	44906890	WASHER 5X15X2	X
6	40540400	Shim 6x12x0,10	X
6	40540401	Shim 6x14x0,10	X
6	40540402	Shim 6x16x0,10	X
6	40540403	Shim 6x18x0,10	X
6	40540404	Shim 6x12x0,15	X
6	40540405	Shim 6x14x0,15	X
6	40540406	Shim 6x16x0,15	X
6	40540407	SHIM 6X18X0,15	X
6	40540408	Shim 6x12x0,20	X
6	40540409	Shim 6x14x0,20	X
6	40540410	Shim 6x16x0,20	X
6	40540411	Shim 6x18x0,20	X
6	48600095	SHIM 6X20X0,20	X
6	40540412	Shim 6x12x0,25	X
6	40540413	Shim 6x14x0,25	X
6	40540414	Shim 6x16x0,25	X
6	40540415	Shim 6x18x0,25	X
6	40540417	SHIM 6X8,5X0,10	X
6	40540418	SHIM 6X9X0,10	X
6	40540419	SHIM 6X9,5X0,10	X
6	40540423	SHIM 6X9,5X0,15	X
6	40540425	SHIM 6X8,5X0,20	X
6	40540426	SHIM 6X9X0,20	X
6	40540427	SHIM 6X9,5X0,20	X
6	40540447	Shim 6x10x0,30	X
6	40540449	Shim 6x9x0,30	X
6	40540450	Shim 6x9,5x0,30	X
6	40540494	Shim 6x18x0,40	X
6	40540774	Shim 6x18x0,10 delta	X
6	40541383	Shim 6X11X0,10	X
6	40541391	Shim 6x11x0,30	X
6	40541402	Shim 6x11x0,20	X
6	40541403	SHIM 6X10X0,20	X
6	40541404	Shim 6x10x0,10	X
6	40541405	Shim 6x10x0,15	X
6	40541406	SHIM 6X11X0,15	X

080000190

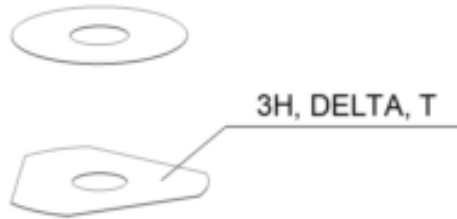
4668

\* NEW PART

X ON DEMAND



- 5 Ø 5 mm
- 6 Ø 6 mm
- 8 Ø 8 mm
- 10 Ø 10 mm
- 12 Ø 12 mm
- 14 Ø 14-14,5 mm
- 16 Ø 16 mm
- 20 Ø 20 mm
- 21 Ø 21 mm
- 22 Ø 22 mm
- 23 Ø 23 mm
- 24 Ø 24,5 mm
- 28 Ø 28,25-28,5 mm
- 32 Ø 32 mm
- 52 Ø 52 mm



POS	PARTNUMBER		PIECE
6	40541408	SHIM 6X8,0X0,30	X
6	40541414	Shim 6x8x0,1	X
6	40541416	SHIM 6X8X0,3	X
6	40541417	SHIM 6X11X0,25	X
6	48600102	SHIM 6X24X0,25	X
6	48600063	Shim 6x24x0,10	X
6	48600064	Shim 6x22x0,10	X
6	48600065	Shim 6x20x0,10	X
6	48600069	Shim 6x20x0,15	X
6	48600100	Shim 6x24x0,15	X
6	48600116	Shim 6x24x0,10 delta	X
6	48600139	Shim 6x22x0,1 delta	X
6	48600217	Shim 6x10x0,25	X
6	48600325	Shim 6x13x0,10	X
6	48600327	SHIM 6X15X0,1	X
6	48600329	Shim 6x17x0,10	X
6	48600331	Shim 6x19x0,10	X
6	48600096	Shim 6x20x0,25	X
6	48600097	Shim 6x22x0,15	X
6	48600099	Shim 6x22x0,25	X
6	40540448	Shim 6x8,5x0,30	X
6	48600479	Shim 6x20x0,10 DELTA	X
6	48600332	SHIM 6X21X0,1	X
6	48600333	SHIM 6X23X0,1	X
6	40541393	Shim 6x12x0,30	X
6	48600330	SHIM 6X17X0,15	X
6	48600988	Shim 6x28x0,10	X
6	48600989	Shim 6x26x0,10	X
6	48601091	Shim 6x28x0,15	X
6	48601093	Shim 6x26x0,15	X
6	48600328	Shim 6x15x0,15	X
6	48600326	Shim 6x13x0,15	X
6	48601548	Shim 6x17x1,5	X
6	48601693	Washer 6x18x3	X
6	48600098	Shim 6x22x0,20	X
6	48601300	Washer 6x25x1,5	X
6	48601692	Shim 6x30x0,15	X
6	48601550	Shim 6x30x0,10	X

080000190

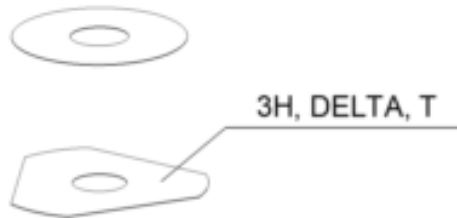
4668

\* NEW PART

X ON DEMAND



- 5 Ø 5 mm
- 6 Ø 6 mm
- 8 Ø 8 mm
- 10 Ø 10 mm
- 12 Ø 12 mm
- 14 Ø 14-14,5 mm
- 16 Ø 16 mm
- 20 Ø 20 mm
- 21 Ø 21 mm
- 22 Ø 22 mm
- 23 Ø 23 mm
- 24 Ø 24,5 mm
- 28 Ø 28,25-28,5 mm
- 32 Ø 32 mm
- 52 Ø 52 mm



POS	PARTNUMBER		PIECE
6	40541392	Shim 6x8x0,2	X
6	48601917	Washer 6x25x4	X
6	48601916	Washer 6x18x4	X
6	40540399	Shim 6x16x0,30	X
6	48601584	Shim 6x30x0,4 spring shim	X
6	48601459	Washer check valve 6x31x0,4	X
6	48601849	Check valve plate 2,5mm hub	X
6	48600101	SHIM 6X24X0,20	X
6	48601094	Shim 6x26x0,20	X
6	40540422	Shim 6X9X0,15	X
6	48601841	Washer check valve 6x31x0,4	X
6	48601850	Shim 6x30x0,4 spring shim	X
6	48601092	Shim 6x28x0,20	X
6	48601264	Shim 6x25x0,10	X
6	48600967	Shim 6x20x0,2 DELTA	X
6	48601847	Washer 6x25x1,5	X
6	48601707	Sinus shim plate 6X30	X
6	S64060000400000	Shim 6x14x0.3	X
6	S64060000500000	Shim 6x13x0.25	X
6	S64060000600000	Shim 6x17x0,2	X
6	40540421	Shim 6x8.5x0.15	X
6	48601262	Washer 6x18x1,5	X
6	S64060001500000	Shim 6x8x0.15	X
8	40540477	Shim 8x18x0,40	X
8	43570120	Shim 8x18x0,10	X
8	44916098	WASHER 8,4X16X0,8	X
8	44916130	WASHER 8,2X15X1	X
8	44916180	WASHER 8,2X11X1	X
8	48600214	Shim 8x16x0,10	X
8	48600385	SHIM 8x14x0.25	X
8	48600346	Shim 8x11x0,20	X
8	48600215	Shim 8x20x0,10	X
8	48600485	SHIM 8X10X0,10	X
8	48601402	SHIM 8X13X0,10	X
8	48600350	Shim 8x16x0,15	X
8	48600061	Shim 8x24x0,40	X
8	48600062	CHECK VALVE 8X24X0,1	X
8	48600216	Shim 8x22x0,10	X

080000190

4668

\* NEW PART

X ON DEMAND



- 5 Ø 5 mm
- 6 Ø 6 mm
- 8 Ø 8 mm
- 10 Ø 10 mm
- 12 Ø 12 mm
- 14 Ø 14-14,5 mm
- 16 Ø 16 mm
- 20 Ø 20 mm
- 21 Ø 21 mm
- 22 Ø 22 mm
- 23 Ø 23 mm
- 24 Ø 24,5 mm
- 28 Ø 28,25-28,5 mm
- 32 Ø 32 mm
- 52 Ø 52 mm



POS	PARTNUMBER		PIECE
8	48600480	Shim 8x10x0,20	X
8	48600555	SHIM 8X16X0,20	X
8	48600213	SHIM 8X14X0,10	X
8	48600357	Shim 8x11x0,10	X
8	48600351	Shim 8x12x0,10	X
8	48600607	Shim 8x20x0,40	X
8	48601095	Shim 8x17x0,10	X
8	48600352	CHECK VALVE 8X11X0,4	X
8	48601860	Washer 8x11x0,15	X
8	48601266	Shim 8x26x0,40	X
8	46180640	Shim 8x16x0,3	X
8	43578166	Washer 8x20x1	X
8	48601113	Shim 8x15x0,1	X
8	48600218	Shim 8X11X0,40	X
8	48600964	Shim 8x20x0,15	X
8	89080008	Shim 8x30x0,10	X
8	48601859	Shim 8x10x0,15	X
8	48601863	Shim 8x14x0,15	X
8	89080001	Shim 8x18x0,15	X
8	89080002	Shim 8x22x0,15	X
8	89080003	Shim 8x24x0,15	X
8	89080005	Shim 8x26x0,15	X
8	89080007	Shim 8x28x0,15	X
8	89080009	Shim 8x30x0,15	X
8	48600386	Shim 8X12X0,25	X
8	48601862	Shim 8x13x0,15	X
8	89080004	Shim 8x26x0,10	X
8	89080006	Shim 8x28x0,10	X
8	S64080000000000	Shim 8x24x0,2	X
8	48601864	Shim 8x15x0,15	X
8	48600965	SHIM 8X20X0,2	X
8	S64080000300000	Shim 8x18x0,2	X
8	S64080000100000	Shim 8x12x0,2	X
8	S64080000900000	shim 8x14x0,2	X
8	S64080000100000	Shim 8x12x0,2	X
8	S64080000400000	Shim 8x22x0,2	X
8	48600384	Shim 8x22x0,30	X
10	36120284	SHIM 10X16X0,10	X

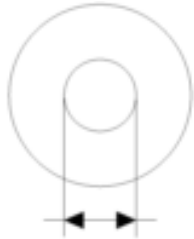
080000190

4668

\* NEW PART

X ON DEMAND





5 Ø 5 mm

6 Ø 6 mm

8 Ø 8 mm

10 Ø 10 mm

12 Ø 12 mm

14 Ø 14-14,5 mm

16 Ø 16 mm

20 Ø 20 mm

21 Ø 21 mm

22 Ø 22 mm

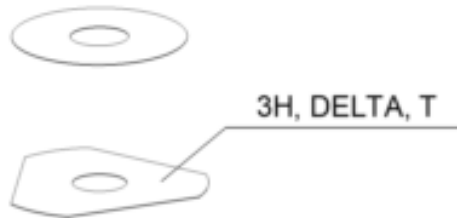
23 Ø 23 mm

24 Ø 24,5 mm

28 Ø 28,25-28,5 mm

32 Ø 32 mm

52 Ø 52 mm



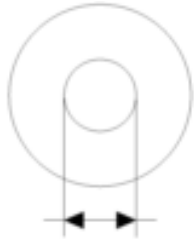
POS	PARTNUMBER		PIECE
10	36120298	SHIM 10X16X0,2	X
10	36120312	SHIM 10X16X0,30	X
10	36120314	SHIM 10X18X0,30	X
10	36120325	SHIM 10X19X0,15	X
10	36120327	SHIM 10X23X0,15	X
10	36120328	SHIM 10X25X0,15	X
10	36120329	SHIM 10X27X0,15	X
10	36120330	SHIM 10X29X0,15	X
10	36120331	SHIM 10X31X0,15	X
10	36120332	SHIM 10X33X0,15	X
10	36120334	SHIM 10X21X0,20	X
10	36120335	SHIM 10X23X0,20	X
10	36120336	SHIM 10X25X0,20	X
10	36120337	SHIM 10X27X0,20	X
10	36120338	SHIM 10X29X0,20	X
10	36120339	SHIM 10X31X0,20	X
10	36120340	SHIM 10X33X0,20	X
10	36120342	SHIM 10X21X0,25	X
10	36120343	SHIM 10X23X0,25	X
10	36120344	SHIM 10X25X0,25	X
10	36120345	SHIM 10X27X0,25	X
10	36120349	SHIM 10X19X0,30	X
10	36120350	SHIM 10X21X0,30	X
10	36120313	SHIM 10X17X0,30	X
10	36120354	SHIM 10X29X0,30	X
10	40140275	WASHER 10X35X0,15	X
10	48601708	Shim 10x30x0,40	X
10	36120346	SHIM 10X29X0,25	X
10	36120355	SHIM 10X31X0,30	X
10	36120348	SHIM 10X33X0,25	X
10	36120311	SHIM 10X15X0,30	X
10	36120292	SHIM 10X17X0,15	X
10	36120326	SHIM 10X21X0,15	X
10	36120286	SHIM 10X18X0,10	X
10	36120347	SHIM 10X31X0,25	X
10	36120333	SHIM 10X19X0,20	X
10	36120351	SHIM 10X23X0,30	X
10	36120352	SHIM 10X25X0,30	X

080000190

4668

\* NEW PART

X ON DEMAND



5 Ø 5 mm

6 Ø 6 mm

8 Ø 8 mm

10 Ø 10 mm

12 Ø 12 mm

14 Ø 14-14,5 mm

16 Ø 16 mm

20 Ø 20 mm

21 Ø 21 mm

22 Ø 22 mm

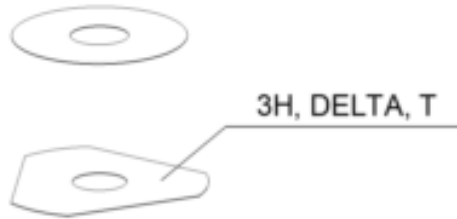
23 Ø 23 mm

24 Ø 24,5 mm

28 Ø 28,25-28,5 mm

32 Ø 32 mm

52 Ø 52 mm



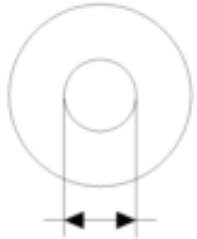
POS	PARTNUMBER		PIECE
10	36120353	SHIM 10X27X0,30	X
10	36120356	SHIM 10X33X0,30	X
10	50180395	Washer 10x16x1	X
10	36120291	SHIM 10X16X0,15	X
10	36120308	Shim 10x13x0,30	X
10	36120604	Washer 10x22x2,5	X
10	36120299	SHIM 10X17X0,20	X
12	46810605	SHIM 12X21X0,10	X
12	46810490	SHIM 12X24X0,20	X
12	46810491	Shim 12x26x0,20	X
12	46810492	Shim 12x28x0,20	X
12	46810493	SHIM 12X30X0,20	X
12	46810494	Shim 12x32x0,20	X
12	46810495	Shim 12x34x0,20	X
12	46810496	SHIM 12X36X0,20	X
12	46810497	SHIM 12X38X0,20	X
12	46810498	Shim 12x40x0,20	X
12	46810499	Shim 12x24x0,25	X
12	46810500	SHIM 12X26X0,25	X
12	46810501	SHIM 12X28X0,25	X
12	46810502	Shim 12x30x0,25	X
12	46810504	SHIM 12X34X0,25	X
12	46810505	SHIM 12X36X0,25	X
12	46810507	Shim 12x40x0,25	X
12	46810508	SHIM 12X24X0,30	X
12	46810509	SHIM 12X26X0,30	X
12	46810510	SHIM 12X28X0,30	X
12	46810512	SHIM 12X32X0,30	X
12	46810513	SHIM 12X34X0,30	X
12	46810518	SHIM 12X26X0,15	X
12	46810519	SHIM 12X28X0,15	X
12	46810520	SHIM 12X30X0,15	X
12	46810521	SHIM 12X32X0,15	X
12	46810522	SHIM 12X34X0,15	X
12	46810523	SHIM 12X36X0,15	X
12	46810524	SHIM 12X38X0,15	X
12	46810525	SHIM 12X40X0,15	X
12	46810604	SHIM 12X20X0,10	X

080000190

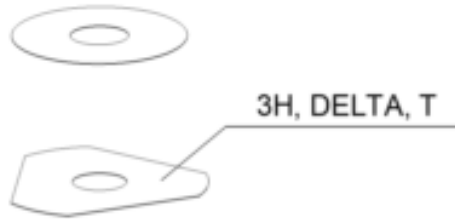
4668

\* NEW PART

X ON DEMAND



- 5 Ø 5 mm
- 6 Ø 6 mm
- 8 Ø 8 mm
- 10 Ø 10 mm
- 12 Ø 12 mm
- 14 Ø 14-14,5 mm
- 16 Ø 16 mm
- 20 Ø 20 mm
- 21 Ø 21 mm
- 22 Ø 22 mm
- 23 Ø 23 mm
- 24 Ø 24,5 mm
- 28 Ø 28,25-28,5 mm
- 32 Ø 32 mm
- 52 Ø 52 mm



POS	PARTNUMBER		PIECE
12	46810606	SHIM 12X22X0,10	X
12	46810607	SHIM 12X23X0,10	X
12	46810608	SHIM 12X24X0,10	X
12	46810610	Shim 12x17x0,15	X
12	46810611	SHIM 12X18X0,15	X
12	46810612	SHIM 12X19X0,15	X
12	46810615	SHIM 12X22X0,15	X
12	46810636	BACKPLATE 12X16X0,30	X
12	46810637	Shim 12x17x0,30	X
12	46810638	Shim 12x18x0,30	X
12	46810639	SHIM 12X19X0,30	X
12	46810641	Shim 12X21X0,30	X
12	46811582	Shim 12x30x0,10	X
12	46810631	SHIM 12X20X0,25	X
12	46810633	SHIM 12X22X0,25	X
12	46811580	Shim 12x32x0,10	X
12	46810503	SHIM 12X32X0,25	X
12	46810517	SHIM 12X24X0,15	X
12	46810856	Shim 12x20x0,30	X
12	46811258	Washer 12x24x2,5	X
12	46812018	Shim 12x42x0,25	X
12	46812015	Shim 12x44x0,20	X
12	46810613	SHIM 12X20X0,15	X
12	46810623	SHIM 12X21X0,20	X
12	46810624	SHIM 12X22X0,20	X
12	46810642	SHIM 12X22X0,30	X
12	46810643	SHIM 12X23X0,30	X
12	46811629	Shim 12x28x0,10	X
12	46810511	SHIM 12X30X0,30	X
12	46810514	SHIM 12X36X0,30	X
12	46810506	SHIM 12X38X0,25	X
12	46810515	SHIM 12X38X0,30	X
12	46812017	Shim 12x42x0,20	X
12	46812016	Shim 12x44x0,25	X
12	46810622	SHIM 12X20X0,20	X
12	46811635	Shim 12x26x0,10	X
12	50181296	Shim 12x45x0,20	X
12	46810620	Shim 12x18x0,2	X

080000190

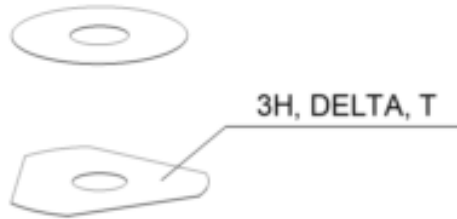
4668

\* NEW PART

X ON DEMAND



- 5 Ø 5 mm
- 6 Ø 6 mm
- 8 Ø 8 mm
- 10 Ø 10 mm
- 12 Ø 12 mm
- 14 Ø 14-14,5 mm
- 16 Ø 16 mm
- 20 Ø 20 mm
- 21 Ø 21 mm
- 22 Ø 22 mm
- 23 Ø 23 mm
- 24 Ø 24,5 mm
- 28 Ø 28,25-28,5 mm
- 32 Ø 32 mm
- 52 Ø 52 mm



POS	PARTNUMBER		PIECE
12	46810616	Shim 12x23x0,15	X
12	46810625	SHIM 12X23X0,20	X
12	50181297	Adjustment 12x45x0,25	X
12	46810603	SHIM 12X19X0,10	X
12	46180712	SHIM 12X36X0,10	X
12	46810614	SHIM 12X21X0,15	X
12	46810628	SHIM 12X17X0,25	X
12	46810634	SHIM 12X23X0,25	X
12	S64120000000000	Shim 12x25x0.15	X
12	46810516	SHIM 12X40X0,30	X
12	S64120000800000	Shim 12x34x0,1	X
12	46810627	SHIM 12X16X0,25	X
12	46810632	SHIM 12X21X0,25	X
12	46810602	SHIM 12X18X0,10	X
14	35480479	Shim 14x26x0,40	X
14	46811046	Washer 14,5x35,4x1,25	X
16	50180023	SHIM 16X23X0,20	X
16	50180030	Shim 16x23x0,25	X
16	50180006	Shim 16x20x0,10	X
16	50180007	SHIM 16X21X0,10	X
16	50180028	SHIM 16X21X0,25	X
16	50180210	Washer 16x21x1	X
16	50180008	SHIM 16X22X0,10	X
16	50180022	Shim 16x22x0,20	X
16	50180037	SHIM 16X23X0,30	X
16	50180038	SHIM 16X24X0,30	X
16	50180032	Shim 16x25x0,25	X
16	50180039	SHIM 16X25X0,30	X
16	50180012	SHIM 16X26X0,10	X
16	50180019	SHIM 16X26X0,15	X
16	50180026	SHIM 16X26X0,20	X
16	50180040	SHIM 16X26X0,30	X
16	50180041	SHIM 16X28X0,10	X
16	50180045	Shim 16x28x0,15	X
16	50180054	Shim 16x28x0,2	X
16	50180063	SHIM 16X28X0,25	X
16	50180072	SHIM 16X28X0,30	X
16	50180046	SHIM 16X30X0,15	X

080000190

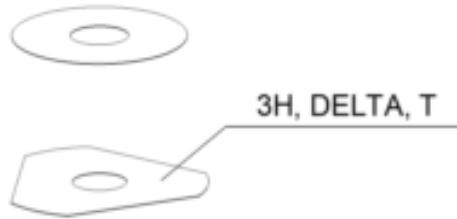
4668

\* NEW PART

X ON DEMAND



- ⑤ Ø 5 mm
- ⑥ Ø 6 mm
- ⑧ Ø 8 mm
- ⑩ Ø 10 mm
- ⑫ Ø 12 mm
- ⑭ Ø 14-14,5 mm
- ⑯ Ø 16 mm
- ⑳ Ø 20 mm
- ㉑ Ø 21 mm
- ㉒ Ø 22 mm
- ㉓ Ø 23 mm
- ㉔ Ø 24,5 mm
- ㉘ Ø 28,25-28,5 mm
- ㉚ Ø 32 mm
- ㉜ Ø 52 mm



POS	PARTNUMBER		PIECE
16	50180055	SHIM 16X30X0,20	X
16	50180064	Shim 16x30x0,25	X
16	50180073	SHIM 16X30X0,30	X
16	50180047	Shim 16X32X0,15	X
16	50180056	Shim 16x32x0,2	X
16	50180065	SHIM 16X32X0,25	X
16	50180074	SHIM 16X32X0,30	X
16	50180044	SHIM 16X34X0,10	X
16	50180048	SHIM 16X34X0,15	X
16	50180057	Shim 16x34x0,2 y5	X
16	50180066	SHIM 16X34X0,25	X
16	50180075	SHIM 16X34X0,30	X
16	50180049	Shim 16x36x0,15	X
16	50180058	Shim 16x36x0,20	X
16	50180067	SHIM 16X36X0,25	X
16	50180076	SHIM 16X36X0,30	X
16	50180050	SHIM 16X38X0,15	X
16	50180059	SHIM 16X38X0,20	X
16	50180068	SHIM 16X38X0,25	X
16	50180077	SHIM 16X38X0,30	X
16	50180051	Shim 16x40x0,15	X
16	50180060	Shim 16x40x0,2	X
16	50180069	SHIM 16X40X0,25	X
16	50180078	SHIM 16X40X0,30	X
16	50180052	SHIM 16X42X0,15	X
16	50180061	Shim 16x42x0,2	X
16	50180070	SHIM 16X42X0,25	X
16	50180079	SHIM 16X42X0,30	X
16	50180053	SHIM 16X44X0,15	X
16	50180062	Shim 16X44X0,20	X
16	50180071	SHIM 16X44X0,25	X
16	50180080	SHIM 16X44X0,30	X
16	50180177	Springwasher 8,2x16x0,6	X
16	50180033	Shim 16x26x0,25	X
16	50180034	Shim 16x20x0,30	X
16	50180035	Shim 16x21x0,30	X
16	50180036	Shim 16x22x0,30	X
16	50180043	SHIM 16X32X0,10	X

080000190

4668

\* NEW PART

X ON DEMAND



5 Ø 5 mm

6 Ø 6 mm

8 Ø 8 mm

10 Ø 10 mm

12 Ø 12 mm

14 Ø 14-14,5 mm

16 Ø 16 mm

20 Ø 20 mm

21 Ø 21 mm

22 Ø 22 mm

23 Ø 23 mm

24 Ø 24,5 mm

28 Ø 28,25-28,5 mm

32 Ø 32 mm

52 Ø 52 mm



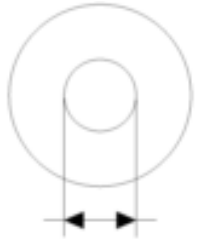
POS	PARTNUMBER		PIECE
16	50180024	Shim 16x24x0,20	X
16	50180027	SHIM 16X20X0,25	X
16	50180031	Shim 16x24x0,25	X
16	50180029	SHIM	X
16	50180010	SHIM 16X24X0,10	X
16	50180021	SHIM 16X21X0,20	X
16	50180025	SHIM 16X25X0,20	X
16	50180383	Washer 16x19x0,3	X
16	50180014	SHIM	X
16	50180013	SHIM 16X20X0,15	X
16	50180015	DISTANCER PLATE 16X22X0,15	X
16	50180017	Shim 16x24x0,15	X
16	50180009	DISTANCER PLATE 16X23X0,10	X
16	50180016	SHIM 16X23X0,15	X
16	50180020	SHIM 16X20X0,20	X
20	48600212	PRESSURE-RING 20X16,25X0,20	X
20	50180666	SHIM 20X24X0,30	X
20	50180654	SHIM 20X36X0,20	X
20	50180655	SHIM 20X38X0,20	X
20	50180656	SHIM 20X40X0,20	X
20	50180665	SHIM 20X40X0,25	X
20	50180662	SHIM 20X34X0,25	X
20	50180657	SHIM 20X24X0,25	X
20	50180653	SHIM 20X34X0,20	X
20	50180634	RING 20X22,9X1	X
20	50180650	SHIM 20,2X28X0,20	X
20	50180663	SHIM 20X36X0,25	X
20	50180664	SHIM 20X38X0,25	X
20	50180659	SHIM 20,2X28X0,25	X
21	50180209	Shim 21x36x0,25	X
22	50180330	Shim 18x22x0,3	X
23	50180635	SHUTTLE VALVE 23X38X0,25	X
23	50180578	SHIM D23XD16X2	X
24	40541061	WASHER 24,5X34X2	X
28	36120469	SHIM 28,5X14X2	X
28	36120471	SHIM 28,5X14X5	X
28	89000001	Shim 28,25x34x0,30	X
28	46811636	Shim 28,25x32x0,30	X

080000190

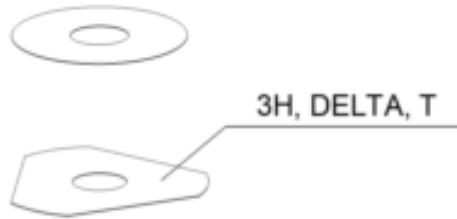
4668

\* NEW PART

X ON DEMAND



- ⑤ Ø 5 mm
- ⑥ Ø 6 mm
- ⑧ Ø 8 mm
- ⑩ Ø 10 mm
- ⑫ Ø 12 mm
- ⑭ Ø 14-14,5 mm
- ⑮ Ø 16 mm
- ⑳ Ø 20 mm
- ㉑ Ø 21 mm
- ㉒ Ø 22 mm
- ㉓ Ø 23 mm
- ㉔ Ø 24,5 mm
- ㉘ Ø 28,25-28,5 mm
- ㉚ Ø 32 mm
- ㉜ Ø 52 mm




POS	PARTNUMBER		PIECE
32	48600460	WASHER 32X42X2,5	X
32	50600065	SHIM 32X45X2	X
32	46811637	Shim 32,25x36x0,30	X
52	50600002	Washer 52x59x2,2	X

080000190


4668


\* NEW PART

X ON DEMAND













12/2023

ART.-NR.F0375X5



Stallhofnerstraße 3 / 5230 Mattighofen / Austria / [www.gasgas.com](http://www.gasgas.com)



# Engine MC 450F Troy Lee Designs 2024

ENGINE / ART.-NR.089573X / **2024**

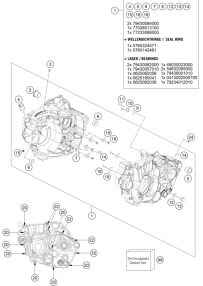
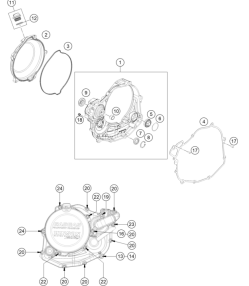
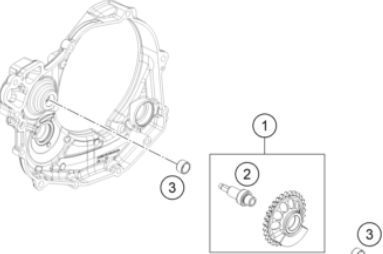
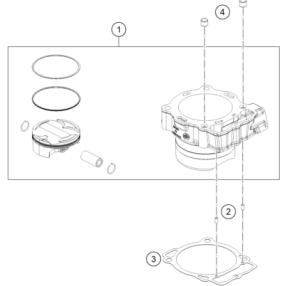
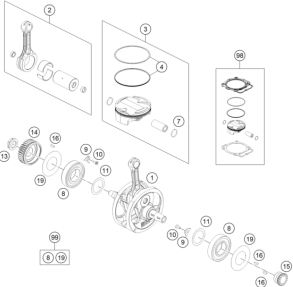
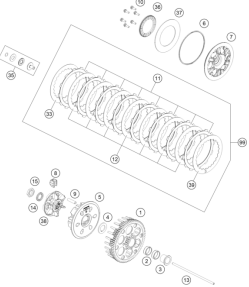
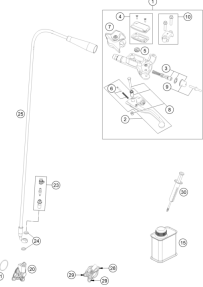
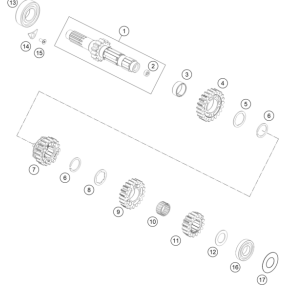
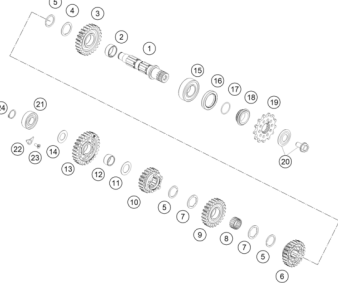
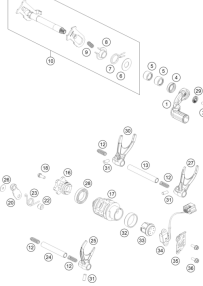
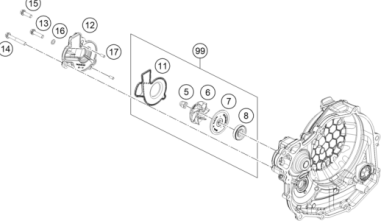
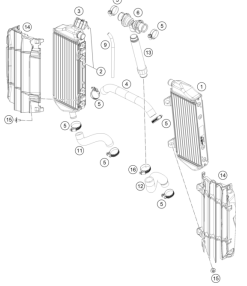
SPAREPARTSCATALOG

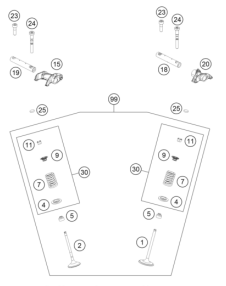
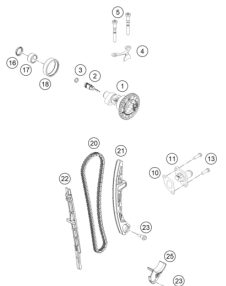
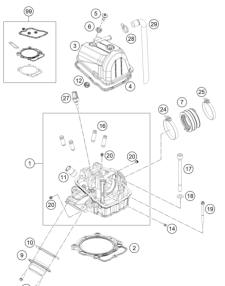

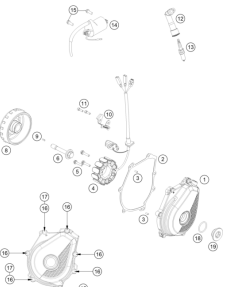
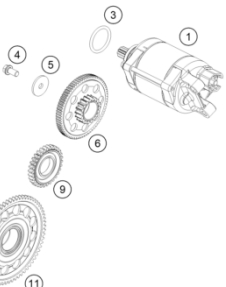
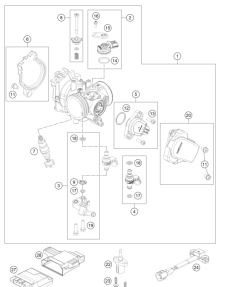
# **GASGAS**



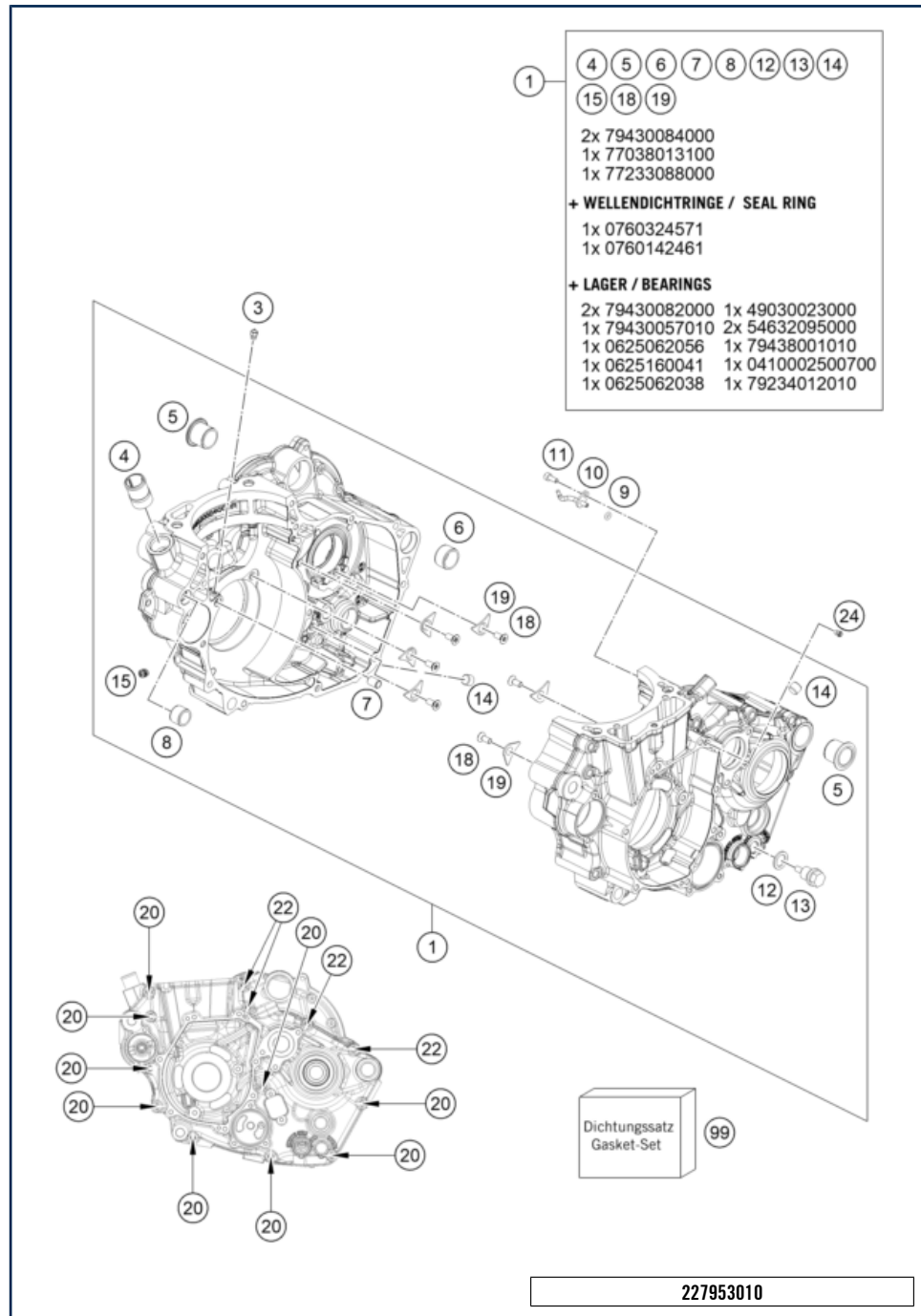
All information contained is without obligation. KTM Sportmotorcycle GmbH particularly reserves the right to modify any equipment, technical specifications, prices, colors, shapes, materials, services, service work, constructions, equipment and the like so as to adapt them to local conditions or to cancel any of the above items, all without previous announcement and without giving reasons. KTM may stop manufacturing certain models without previous notice. KTM shall not be held liable for any deviations of availability and/or ability to deliver, illustrations, descriptions, printing and/or other errors. The illustrated models partly contain extra equipment, which is not applied to standard models.

© by KTM Sportmotorcycle GmbH, Mattighofen AUSTRIA; All rights reserved; Reprint, also in extracts, with written allowance of KTM Sportmotorcycle GmbH, Mattighofen only.

<p><b>ENGINE CASE</b></p>  <p style="text-align: right;"><b>3</b></p>	<p><b>CLUTCH COVER</b></p>  <p style="text-align: right;"><b>4</b></p>	<p><b>BALANCER SHAFT</b></p>  <p style="text-align: right;"><b>5</b></p>	<p><b>CYLINDER</b></p>  <p style="text-align: right;"><b>6</b></p>
<p><b>CRANKSHAFT, PISTON</b></p>  <p style="text-align: right;"><b>7</b></p>	<p><b>CLUTCH</b></p>  <p style="text-align: right;"><b>8</b></p>	<p><b>CLUTCH CONTROL</b></p>  <p style="text-align: right;"><b>9</b></p>	<p><b>TRANSMISSION I - MAIN SHAFT</b></p>  <p style="text-align: right;"><b>10</b></p>
<p><b>TRANSMISSION II - COUNTERSHAFT</b></p>  <p style="text-align: right;"><b>11</b></p>	<p><b>SHIFTING MECHANISM</b></p>  <p style="text-align: right;"><b>12</b></p>	<p><b>WATER PUMP</b></p>  <p style="text-align: right;"><b>13</b></p>	<p><b>COOLING SYSTEM</b></p>  <p style="text-align: right;"><b>14</b></p>

<p><b>VALVE DRIVE</b></p>  <p style="text-align: right;"><b>15</b></p>	<p><b>TIMING DRIVE</b></p>  <p style="text-align: right;"><b>17</b></p>	<p><b>CYLINDER HEAD</b></p>  <p style="text-align: right;"><b>18</b></p>	<p><b>LUBRICATING SYSTEM</b></p>  <p style="text-align: right;"><b>19</b></p>
<p><b>IGNITION SYSTEM</b></p>  <p style="text-align: right;"><b>20</b></p>	<p><b>ELECTRIC STARTER</b></p>  <p style="text-align: right;"><b>21</b></p>	<p><b>THROTTLE BODY</b></p>  <p style="text-align: right;"><b>22</b></p>	





POS	PARTNUMBER		PIECE
1	A48030000044	engine case cpl.	1
3	60030063070	oil jet 70 M5	1
4	58030010200	SCREW IN NOZZLE M20X1,5	1
5	79230010000	Housing bush	2
6	54830027100	Dowel, 21x12	1
7	59030023100	Dowel, 6x8x11.5	1
8	54630027000	DOWEL BUSHING 13,8X11X12	1
9	0770035020	O-RING 3,5X2,00 NBR	1
10	81230064000	OIL JET ANGLED 70	1
11	0912040103S	Cylinder screw DIN 912-M4x10-8.8 SS	1
12	58038022000	CU-SEAL RING DIN7603-12X18X1,5	1
13	58030021100	oil drain plug with magnet	1
14	0906100100	pipe plug DIN 906 M10x1	2
15	59030296000	SCREW PLUG	3
18	0019050121S	INT. TORX FLAT HEAD M5X12 T25	6
19	75030085100	Retaining bracket crankshaft bearing	6
20	0025060656	HH COLLAR SCREW M6X65 TX30	9
22	0025060806	HH COLLAR SCREW M6X80 TX30	4
24	59030058000	JET 100 BING(44-031/180) M4	1
99	A48030099000	engine gasket kit MX 450	x

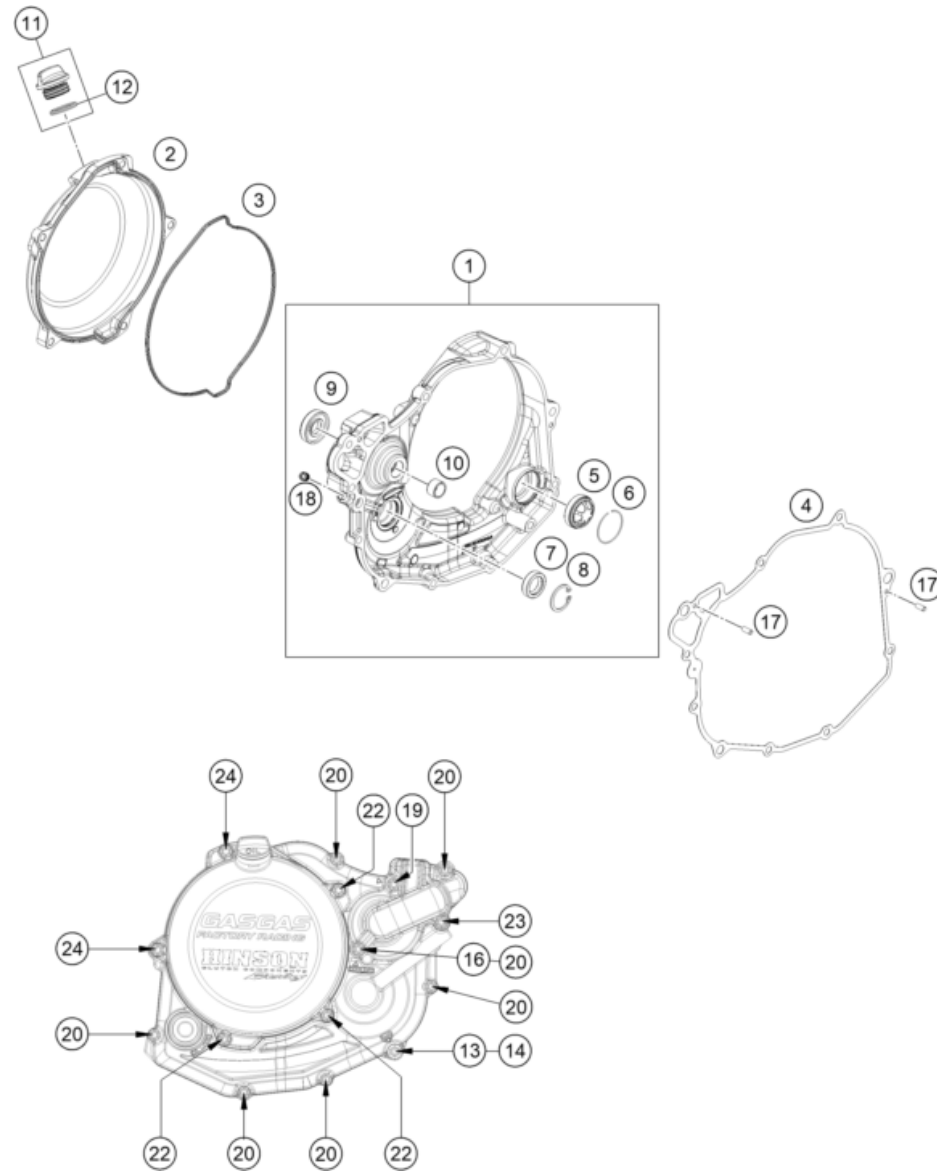
58123

\* NEW PART

X ON DEMAND

# CLUTCH COVER

Engine MC 450F Troy Lee Designs 2024 2024



POS	PARTNUMBER		PIECE
1	A48030001044	clutch cover cpl.	1
2	A59030926000	HINSON-outer clutch cover	1
3	A48030027000	Clutch cover gasket external	1
4	A48030025000	Inner clutch cover gasket	1
5	59030019200	OIL SIGHT GLASS	1
6	61030019050	CIRCLIP OIL LEVEL GLASS 03	1
7	0760142460	radial shaft seal 14x24x6 B	1
8	0472024120	CIRCLIP DIN0472-24X1.2	1
9	0760123073	SHAFT SEAL RING 12X30X7 PTFE	1
10	79430057010	FRICTION BEAR. BUSH BALANC.SH.	1
11	79430020033	OIL FILLER CAP M24x3 WITH O-R	1
12	0770191015	O-RING 19,00X3,00 NBR	1
13	0603082131	COPPER GASK.DIN7603- 8,2X13X1	1
14	0000150802000	Screw, M8x20 SW=8 8.8	1
16	0603061001	CU-SEAL RING DIN7603-6X10X1	1
17	0402040980	NEEDLE ROL.DIN5402 NRB 4X9,8	2
18	59030296000	SCREW PLUG	1
19	0025060206S	HH collar screw M6x20 TX30	1
20	0025060256	HH collar screw M6x25 TX30	7
22	0025060206	HH collar screw M6x20 TX30	3
23	0025060456	HH COLLAR SCREW M6X45 TX30	1
24	0025060556	HH collar screw M6x55 TX30	2

237953022

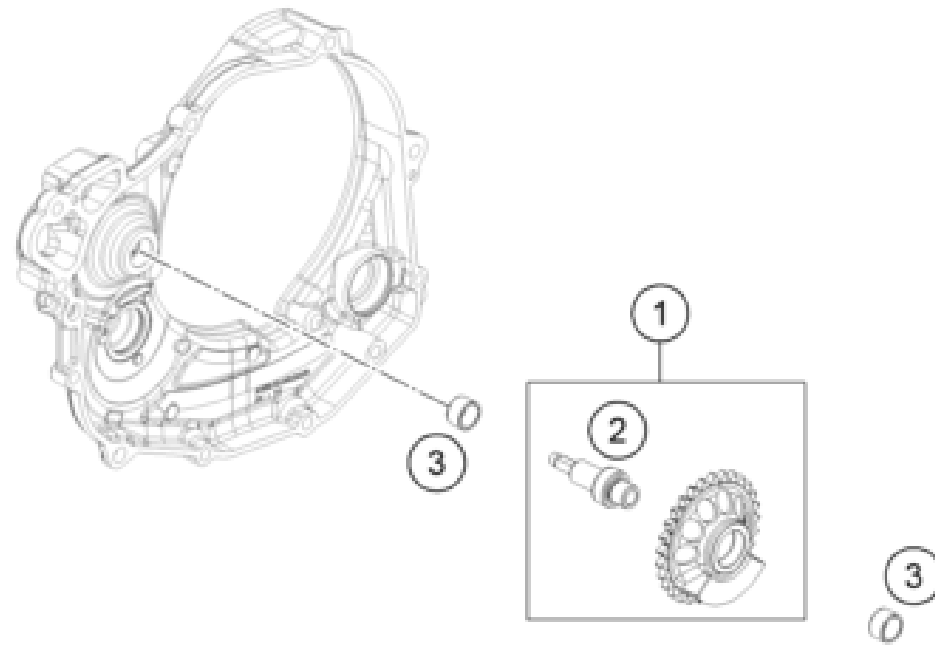
62241

\* NEW PART

X ON DEMAND

# BALANCER SHAFT

Engine MC 450F Troy Lee Designs 2024 2024



POS	PARTNUMBER		PIECE
1	A48030057000	Balancer shaft	1
2	79430057101	Balancer shaft	1
3	79430057010	FRICION BEAR. BUSH BALANC.SH.	2

227953030

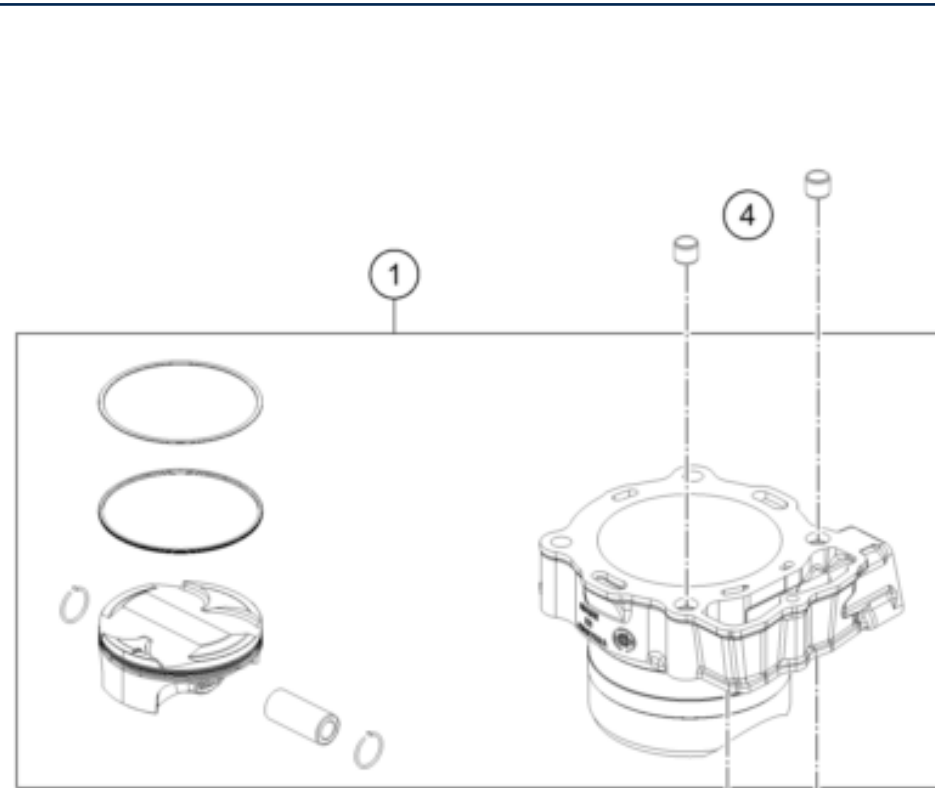
58177

\* NEW PART

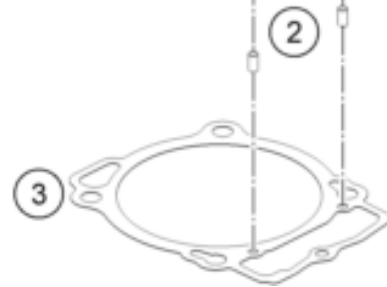
X ON DEMAND

# CYLINDER

Engine MC 450F Troy Lee Designs 2024 2024



POS	PARTNUMBER		PIECE
1	A48030038000	cylinder & piston	1
2	0402050980	needle roller DIN 5402 5x9.8	2
3	79430035000	CYLINDER BASE GASKET	1
4	58530014100	dowl sleeve 10.2x12.5x10	2



227953040

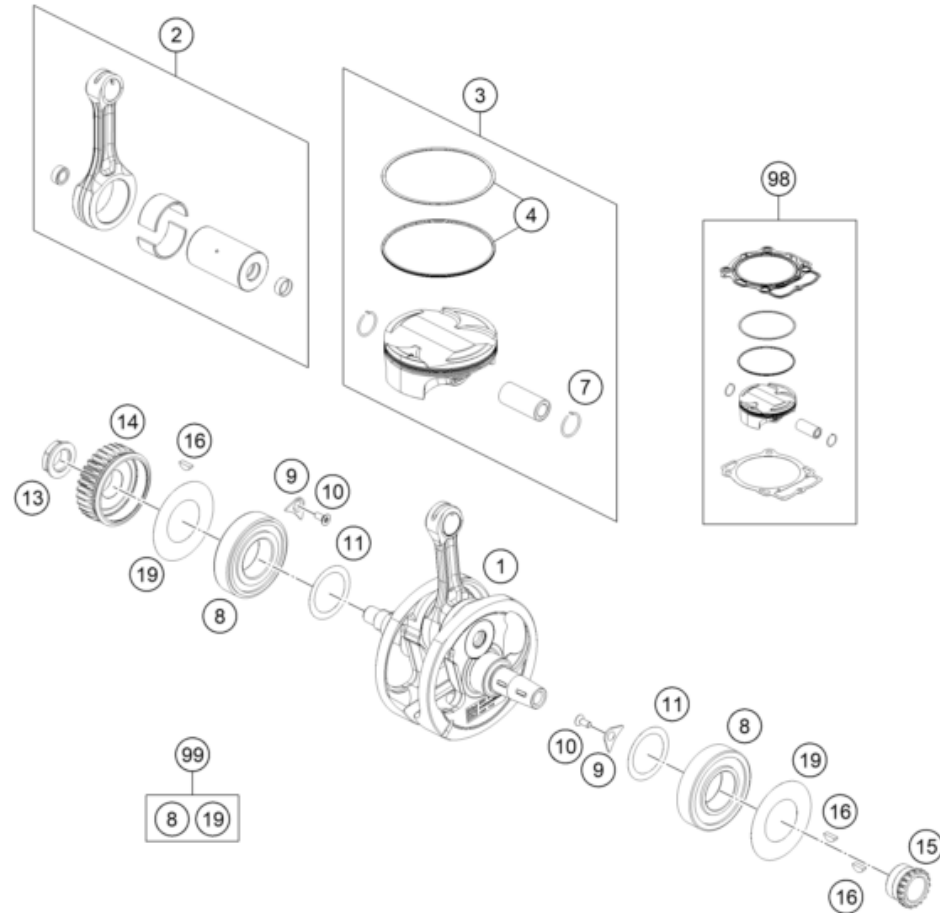
58161

\* NEW PART

X ON DEMAND

# CRANKSHAFT, PISTON

Engine MC 450F Troy Lee Designs 2024 2024



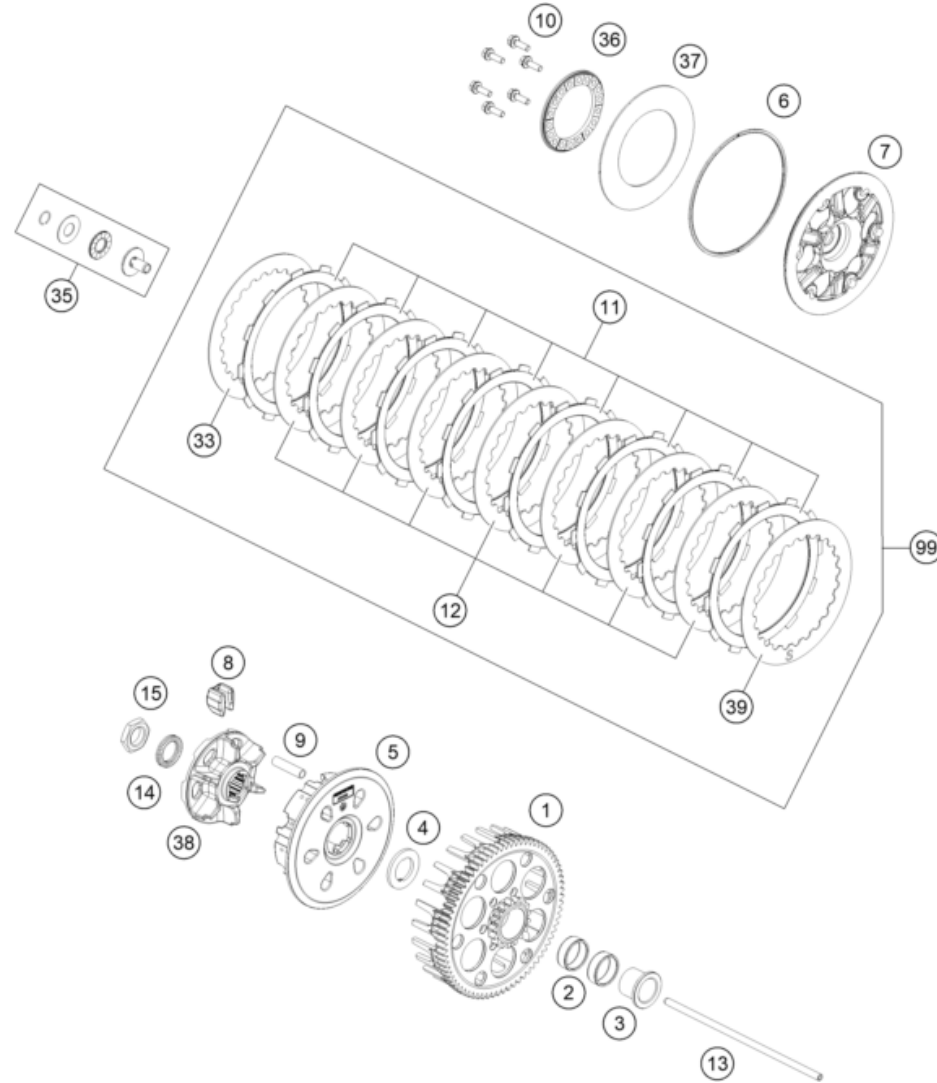
POS	PARTNUMBER		PIECE
1	A48030018000	Crankshaft compl.	1
2	79530015044	Connecting rod repair kit	1
3	A48030007100 I	Piston gr.I kpl. MX 450	1
3	A48030007100 II	PISTON Gr. II CPL. MX 450	1
4	79430130044	PISTON RING KIT	1
7	79430174000	CIRCLIP	2
8	79430082000	CYLINDER ROLLER BEARING NJ207	2
9	75030085000	RETAINING PLATE F. CS BEARING	2
10	0019050121S	INT. TORX FLAT HEAD M5X12 T25	2
11	56530081000	SHIM WASHER 36X48X0,10	x
11	56530081100	SHIM WASHER 36X48X0,15	x
11	56530081200	SHIM WASHER 36X48X0,20 STEEL	x
11	56530081300	SHIM WASHER 36X48X0,30	x
13	0910001801000S	Nut M18x1.5 Precote	1
14	A48032023029	Primary gear 29 teeth	1
15	78036014400	Timing gear 18 teeth	1
16	0888030037	WOODRUFF KEY DIN6888-3X3,7	3
19	79430084000	BEARING SEAL	2
98	A48030007110 I	Piston Kit I MX 450	x
98	A48030007110 II	Piston Kit II MX 450	x
99	00050002315	CRANKSHAFT REP.KIT 450 SX-F 15	x

227953060

58160

\* NEW PART

X ON DEMAND



POS	PARTNUMBER		PIECE
1	A46032001072	Outer clutch hub	1
2	0405252910	NEEDLE BEAR K 25X29X10	2
3	A46032015000	Collar sleeve	1
4	78932009000	WASHER 22 X 36,5 X 3	1
5	78132002400	Inner clutch hub	1
6	78132013000	WASHER 112X118X1.5	1
7	79432003100	Clutch pressure plate	1
8	78132025100	DAMPING RUBBER	6
9	77232004000	DRIVING SLEEVE D=7,95 L=38	6
10	0025050166	HH collar screw M5x16 TX30	6
11	79532011000	Lining disc 1,95mm	8
12	59032010200	INTERMEDIATE DISC 1,4MM 2002	7
13	A48032054000	Push rod	1
14	0252012002900	Wedge lock washer 19.5x29x3.4	1
15	0936181506	Hex nut DIN0936-M18x1.5 right	1
33	59032010100	INTERMEDIATE DISC 1MM 2002	1
35	78132057144	PRESSURE PIECE CPL.	1
36	78132006200	Spring retainer	1
37	78932005000	BELLEV. SPR. 71X115X1,610=4.74	1
38	78132002211	Clutch center	1
39	78932010000	INTERMEDIATE DISC 1MM	1
99	79532010033	CLUTCH DISC PACKAGE	1

227953210

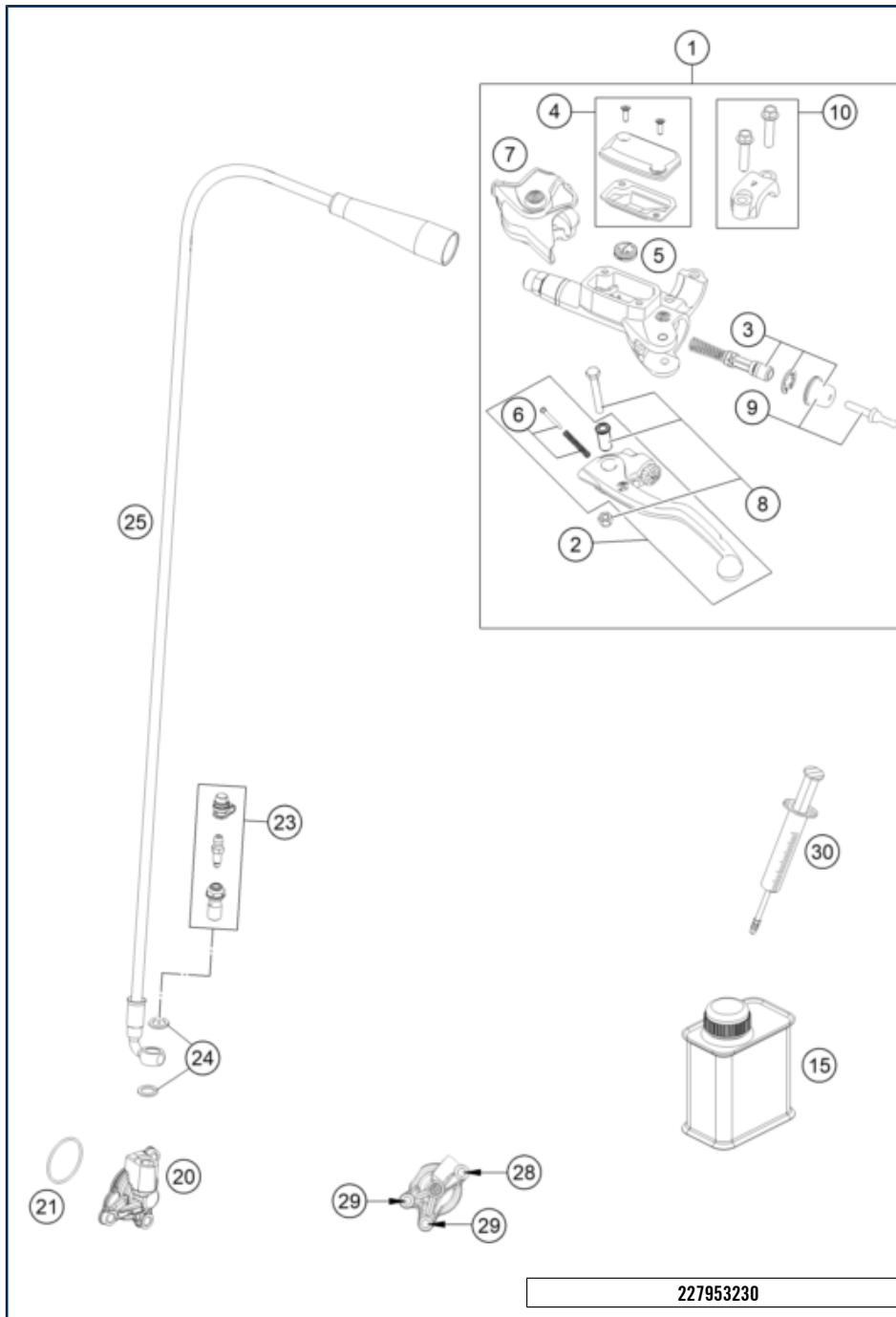
58162

\* NEW PART

X ON DEMAND

# CLUTCH CONTROL

Engine MC 450F Troy Lee Designs 2024 2024



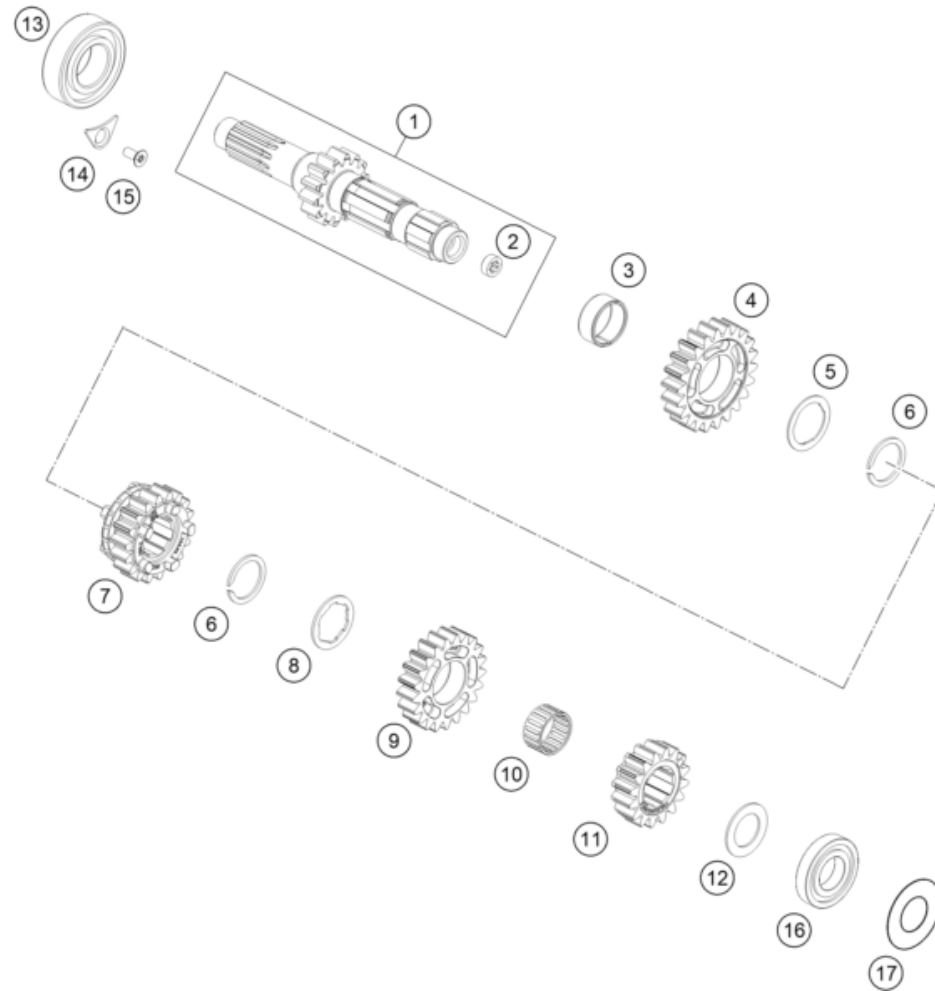
POS	PARTNUMBER		PIECE
1	54802030144	MASTER CYLINDER CPL.	1
2	54802031000	CLUTCH LEVER CPL. BREMBO 06	2
3	54802032000	REP. KIT PISTON 06	1
4	5480200310030	COVER HYD. CLUTCH CPL. 2014	1
5	54802051000	VALVE	1
6	54802052000	BOLT KPL.	1
7	54802037000	PROTECTION CAP 06	1
8	54802038100	LEVER SCREW CPL. 06	6
9	54802046000	PUSH ROD CPL.	6
10	54802005100	CLAMP CPL. 06	6
15	00062030000	BRAKE FLUID DOT5.1 0,25L	1
20	79232061044	OUTPUT CYLINDER CPL.	1
21	0770300015	O-RING 30,00X1,50 NBR 70	1
23	79032064000	BLEEDER SCREW CPL.	1
24	0603082121	SEAL RING CU DIN7603- 8X12X1	2
25	A49032063000	clutch hose	1
28	0025060256	HH collar screw M6x25 TX30	1
29	0025060166	HH collar screw M6x16 TX30	2
30	50329050000	VENT INJEKTION HYDR. CLUTCH	1

227953230

62227

\* NEW PART

X ON DEMAND



POS	PARTNUMBER		PIECE
1	A47033001000	Main shaft compl.	1
2	79133001010	bushing	1
3	0405242812	NEEDLE BEAR. K24X28X11,9 DIV.	1
4	79333505000	Idle gear 5 th.	1
5	79333043000	Stop disk	1
6	77033022100	Retaining ring 25x1,65	2
7	79333503000	Sliding gear 3 rd.	1
8	79333030000	Trust washer	1
9	79333504000	Idle gear 4 th	1
10	0405222613	NEEDLE BEAR. K 22X26X13 TN	1
11	79333002000	Fixed gear 2nd g/16 teeth	1
12	77233015000	DISK 20,2X32X1,3	1
13	0625062056	Groove ball bearing 6205 C4 NTN	1
14	75030085100	Retaining bracket crankshaft bearing	1
15	0019050121S	INT. TORX FLAT HEAD M5X12 T25	1
16	0625160041	BALL BEARING TM 16004 C4	1
17	77233088000	SPACER SHIM 21X42X0.2	1

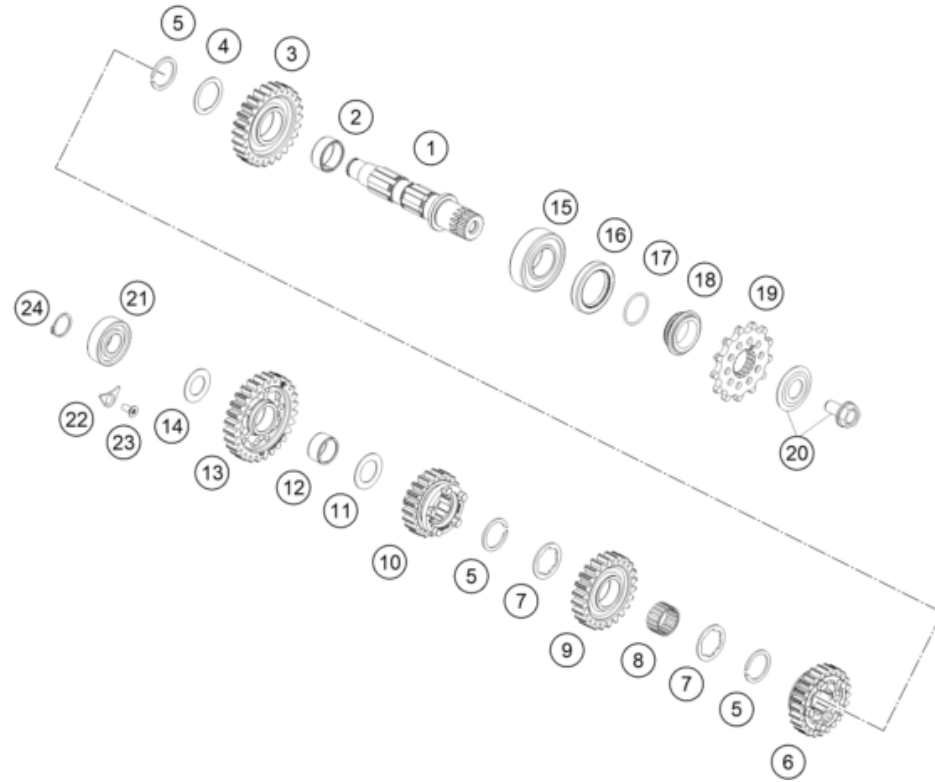
227953330

58158

\* NEW PART

X ON DEMAND





POS	PARTNUMBER		PIECE
1	79333010000	Countershaft	1
2	0405242812	NEEDLE BEAR. K24X28X11,9 DIV.	1
3	79333512000	Idler gear 2nd.	1
4	79333043000	Stop disk	1
5	77033022100	Retaining ring 25x1,65	3
6	79333514000	Sliding gear 4th	1
7	59033030000	STOP DISC 25,2X32X1,5	2
8	0405222613	NEEDLE BEAR. K 22X26X13 TN	1
9	79333513000	Idler gear 3rd	1
10	79333515000	Sliding gear 5th	1
11	59033080000	SHIM 20X32X1	1
12	0405202413	NEEDLE BEAR. K20X24X13	1
13	79333511000	Idler gear 1 st.	1
14	56033030000	STOP DISC 17,2X30X1	1
15	49030023000	cylindrical roller bearing NJ205	1
16	0760324571	SHAFT SEAL RING 32X45X7 BSLNBR	1
17	0770020220	O-RING 25,12X1,78 NBR70	1
18	78133014000	SPACER SLEEVE COUNTER	1
19	79233029014	SPROCKET 14T	1
19	79233029013	SPROCKET 13T	x
20	59033034044	SCREW 10.9+SPRING WASHER	1
21	0625062038	Ballbearing NTN 6203JR2CM21	1
22	75030085100	Retaining bracket crankshaft bearing	1
23	0019050121S	INT. TORX FLAT HEAD M5X12 T25	1
24	0471170015	CIRCLIP DIN 0471-17X1, 5	1

227953360

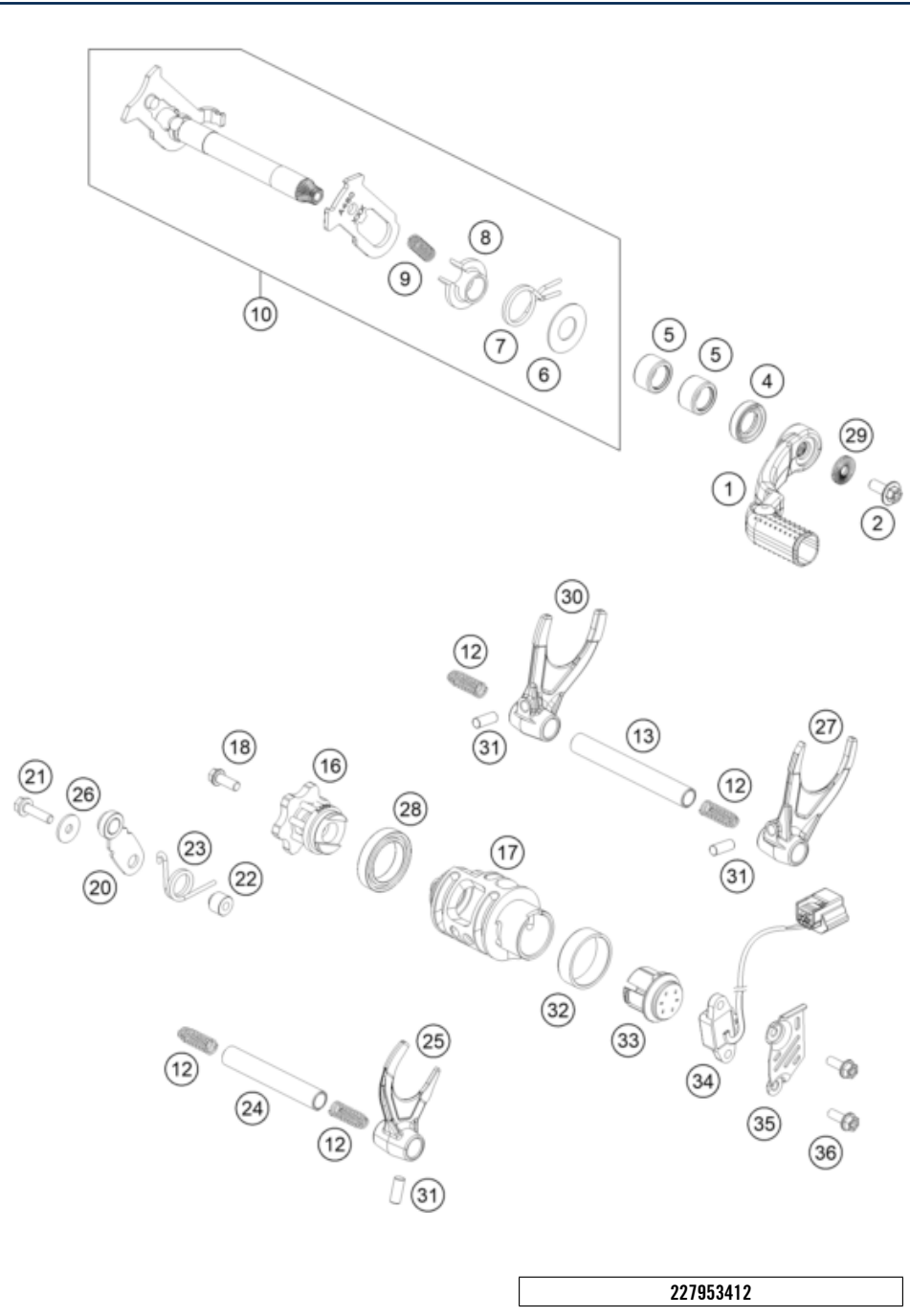
58159

\* NEW PART

X ON DEMAND

# SHIFTING MECHANISM

Engine MC 450F Troy Lee Designs 2024 2024



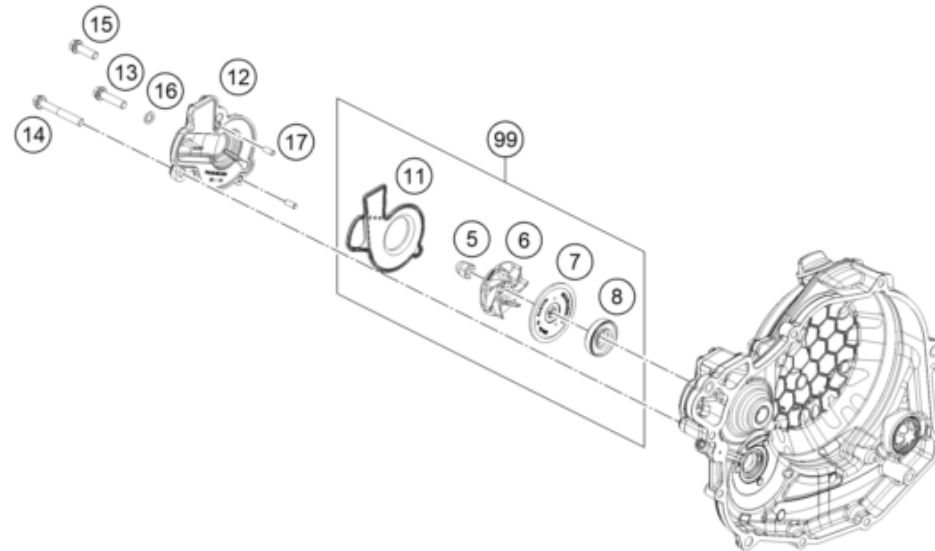
POS	PARTNUMBER		PIECE
1	79234031100	SHIFT LEVER CPL.	1
2	0024060156S	HH collar screw M6x15 TX30	1
4	0760142461	SHAFT SEAL RING 14X24X6B VITON	1
5	54632095000	needle sleeve HK 1412 14x20x12	2
6	54634050000	STOP DISK 14X30X1	1
7	54834014000	RETURN SPRING 03	1
8	54634020000	SPRING GUIDE	1
9	56534013100	TENSIONING SPRING 0,8MM	1
10	A46034005033	Shift shaft cpl.	1
12	58038023400	Compression spring L=25mm D=0.9mm	4
13	A46034020000	Shift fork shaft (L=66 mm)	1
16	A46034015000	Shift star cpl.	1
17	A47034012000	Shift drum 5 gear	1
18	0025060306S	HH collar screw M6x30 TX30	1
20	A46034024044	Detent arm cpl.	1
21	0025050256S	HH collar screw M5x25 TX30	1
22	54634052300	SLEEVE FOR LOCKING LEVER	1
23	54834023000	LOCKING LEVER SPRING 03	1
24	A46034019000	Shift fork shaft (L=93 mm)	1
25	79234001000	SHIFTING FORK 4TH/5TH GEAR	1
26	0021050003	washer DIN 9021 A - 5.3	1
27	79234002000	SHIFTING FORK 2ND GEAR	1
28	0410002500700	Grooved ball bearing 6805 JR C3	1
29	50233041500	PAIR NORDLOCK WASHER M6	1
30	79234003000	SHIFTING FORK 1ST/3RD GEAR	1
31	0402061480	NEEDLE ROLLER DIN5402 6X14,8	3
32	79234012010	FRICTION BEARING CONTROLLER	1
33	79234012020	magnet holder cpl.	1
34	79211023000	gear position sensor	1
35	A46011024000	Shield gear position sensor	1
36	0025050146S	Hex coll. screw M5x14 ISA30 self-locking	2

227953412

58163

\* NEW PART X ON DEMAND

# WATER PUMP



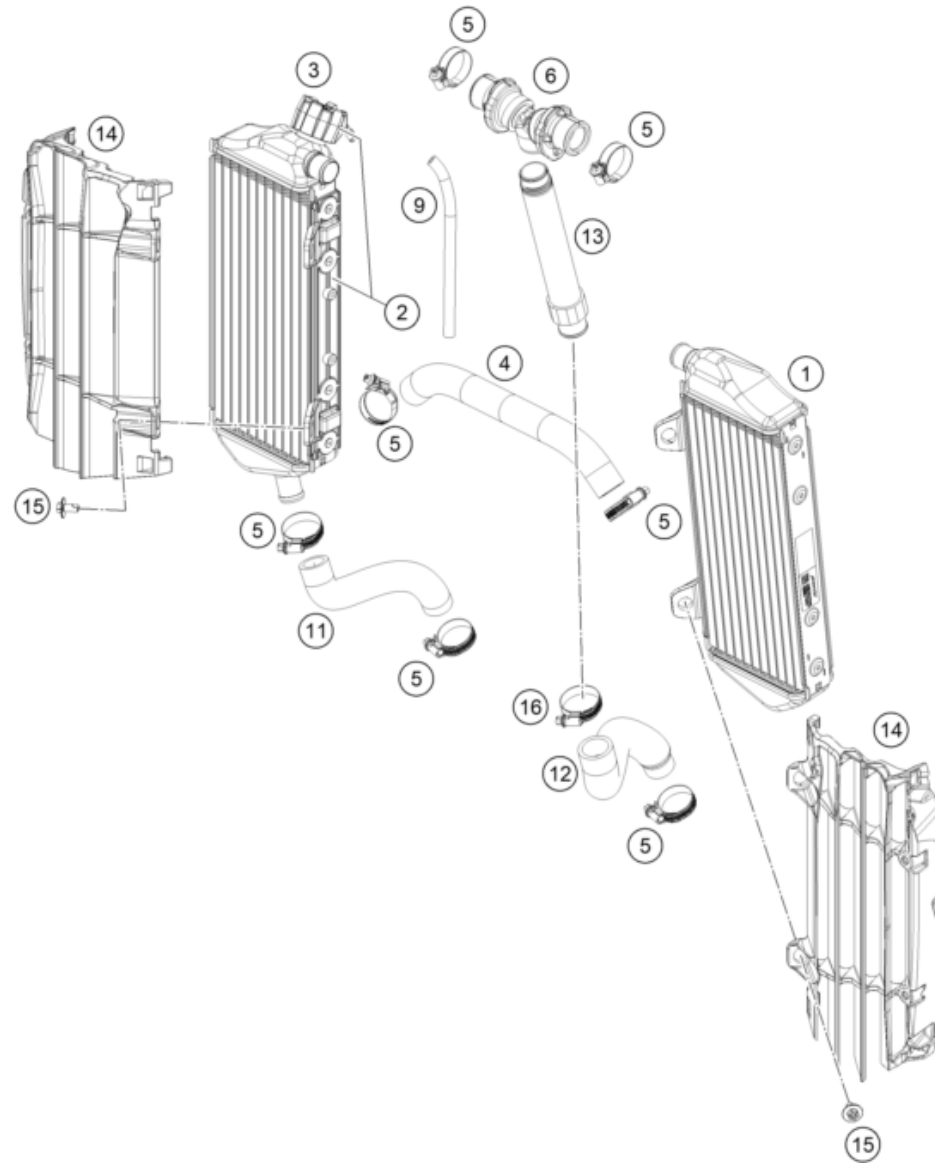
POS	PARTNUMBER		PIECE
5	61230045000	CAP NUT M6 STAINLESS STEEL	1
6	81235055020	WATER PUMP ROTOR	1
7	81235055110	DISC WATER PUMP	1
8	0760123073	SHAFT SEAL RING 12X30X7 PTFE	1
11	79435053100	Gasket with carrier plate	1
12	79435052000	WATER PUMP COVER	1
13	0025060256	HH collar screw M6x25 TX30	1
14	0025060456	HH COLLAR SCREW M6X45 TX30	1
15	0025060206	HH collar screw M6x20 TX30	1
16	0603061001	CU-SEAL RING DIN7603-6X10X1	1
17	0402040980	NEEDLE ROL.DIN5402 NRB 4X9,8	2
99	79435055015	WATER PUMP REP. KIT	x

227953510

57522

\* NEW PART

X ON DEMAND



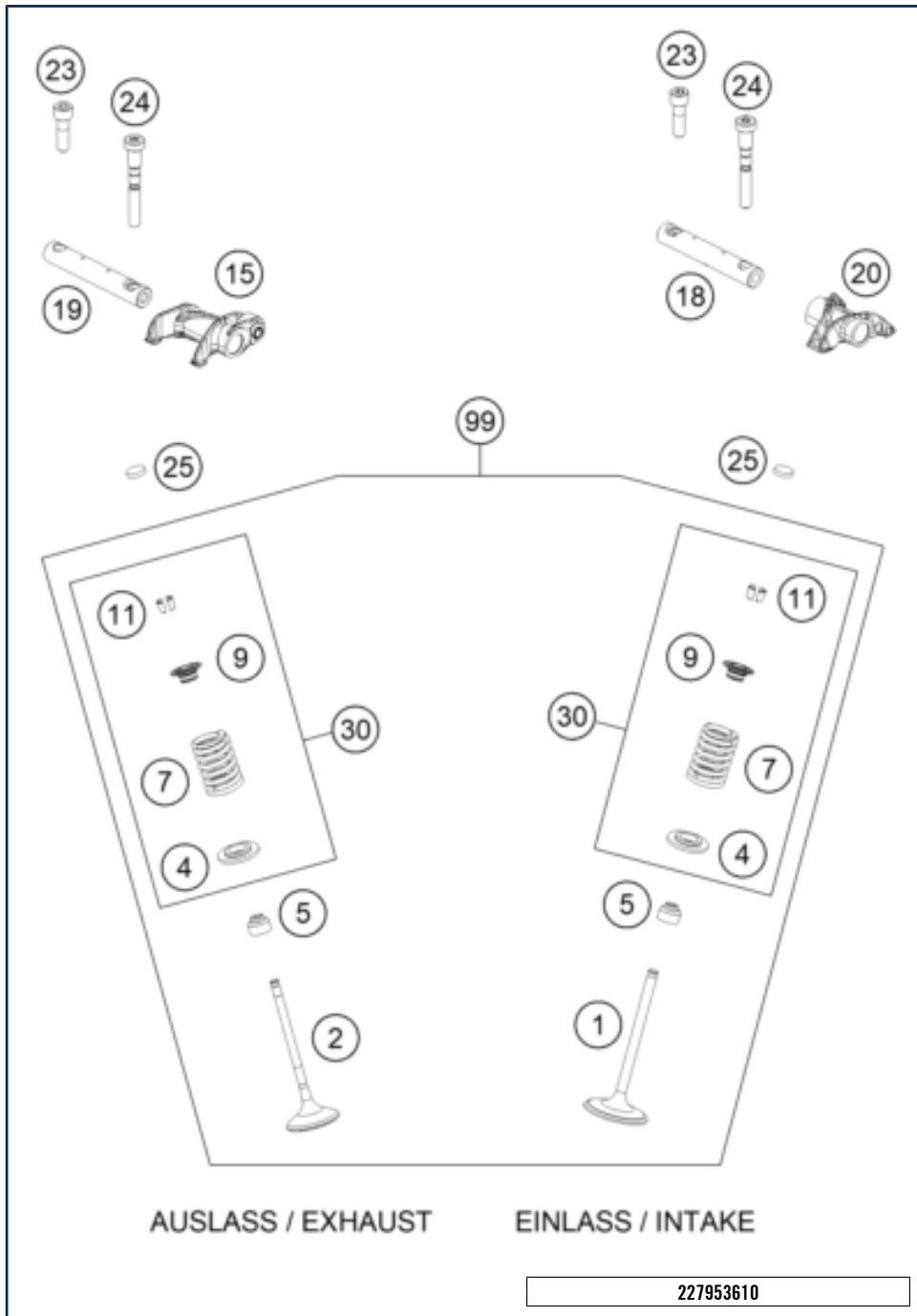
POS	PARTNUMBER		PIECE
1	A46035007000	Radiator left	1
2	A46035008000	Radiator right	1
3	A46035009000	Radiator cap	1
4	A46035025000	Pre-formed hose radiator left/right	1
5	0310000902900	Hose clip 18-29	7
6	A46035071044	Y-piece compl.	1
9	50335030001	PVC-HOSE 6X9	1
11	A48035024000	Pre-formed hose, engine/radiator, right	1
12	A48035023000	Pre-formed hose, engine/riser	1
13	A46035073033	Screw-in nozzle	1
14	A46035036044C1	Radiator protection set, black	1
15	0900000601203	HH ISR collar screw M6x12-10.9 ISA30	4
16	0310000903200	Hose clip 20-32	1

227953530

58194

\* NEW PART

X ON DEMAND



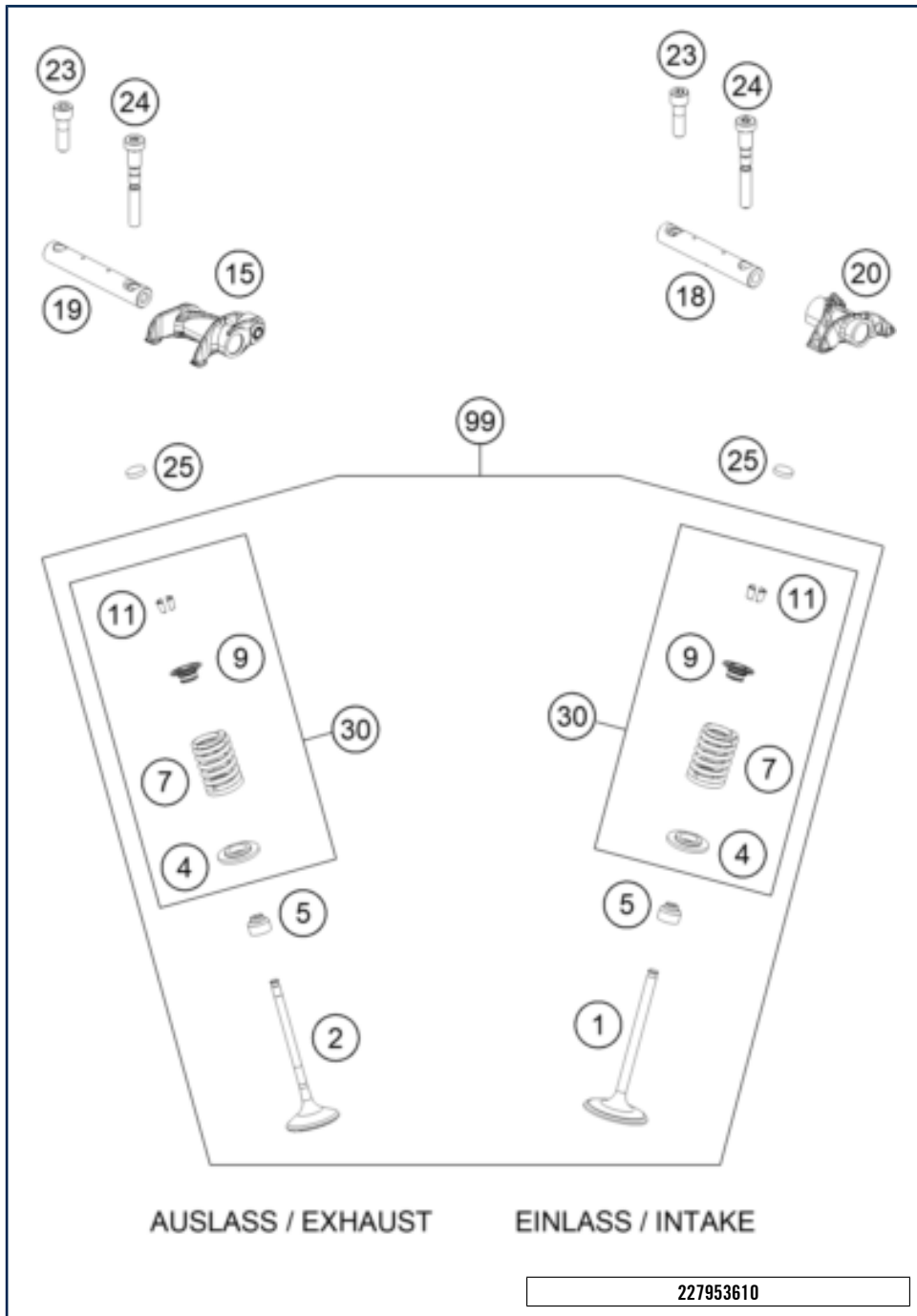
POS	PARTNUMBER		PIECE
1	79536030000	Inlet valve	2
2	79536031000	Outlet valve	2
4	79536036100	Valve spring washer	4
5	59036027000	VALVE-STEM SEALING RACING	4
7	78936028000	VALVE SPRING	4
9	79536032100	Valve spring retainer	4
11	77336033100	VALVE COLLET 07	8
15	79536061144	Rocker arm outtake	1
18	79536056000	Rocker Arm Shaft Intake	1
19	79536057000	exhaust rocker arm shaft	1
20	79536060100	Rocker arm intake	1
23	79536085000	rocker arm shaft bolt	2
24	79536084000	rocker arm shaft bolt	2
25	77036035172	SHIM D=8,9/1,72	x
25	77036035176	SHIM D=8,9/1,76	x
25	77036035180	SHIM D=8,9/1,80	x
25	77036035184	SHIM D=8,9/1,84	x
25	77036035188	SHIM D=8,9/1,88	x
25	77036035192	SHIM D=8,9/1,92	x
25	77036035196	SHIM D=8,9/1,96	x
25	77036035200	SHIM D=8,9/2,00	x
25	77036035204	SHIM D=8,9/2,04	x
25	77036035208	SHIM D=8,9/2,08	x
25	77036035212	SHIM D=8,9/2,12	x
25	77036035216	SHIM D=8,9/2,16	x
25	77036035220	SHIM D=8,9/2,20	x
25	77036035224	SHIM D=8,9/2,24	x
25	77036035228	SHIM D=8,9/2,28	x
25	77036035232	SHIM D=8,9/2,32	x
25	77036035236	SHIM D=8,9/2,36	x
25	77036035240	SHIM D=8,9/2,40	x
25	77036035244	SHIM D=8,9/2,44	x
25	77036035248	SHIM D=8,9/2,48	x
25	77036035252	SHIM D=8,9/2,52	x
25	77036035256	SHIM D=8,9/2,56	x
25	77036035260	SHIM D=8,9/2,60	x
25	77036035201	shim 8.9	x

227953610

58176

\* NEW PART

X ON DEMAND

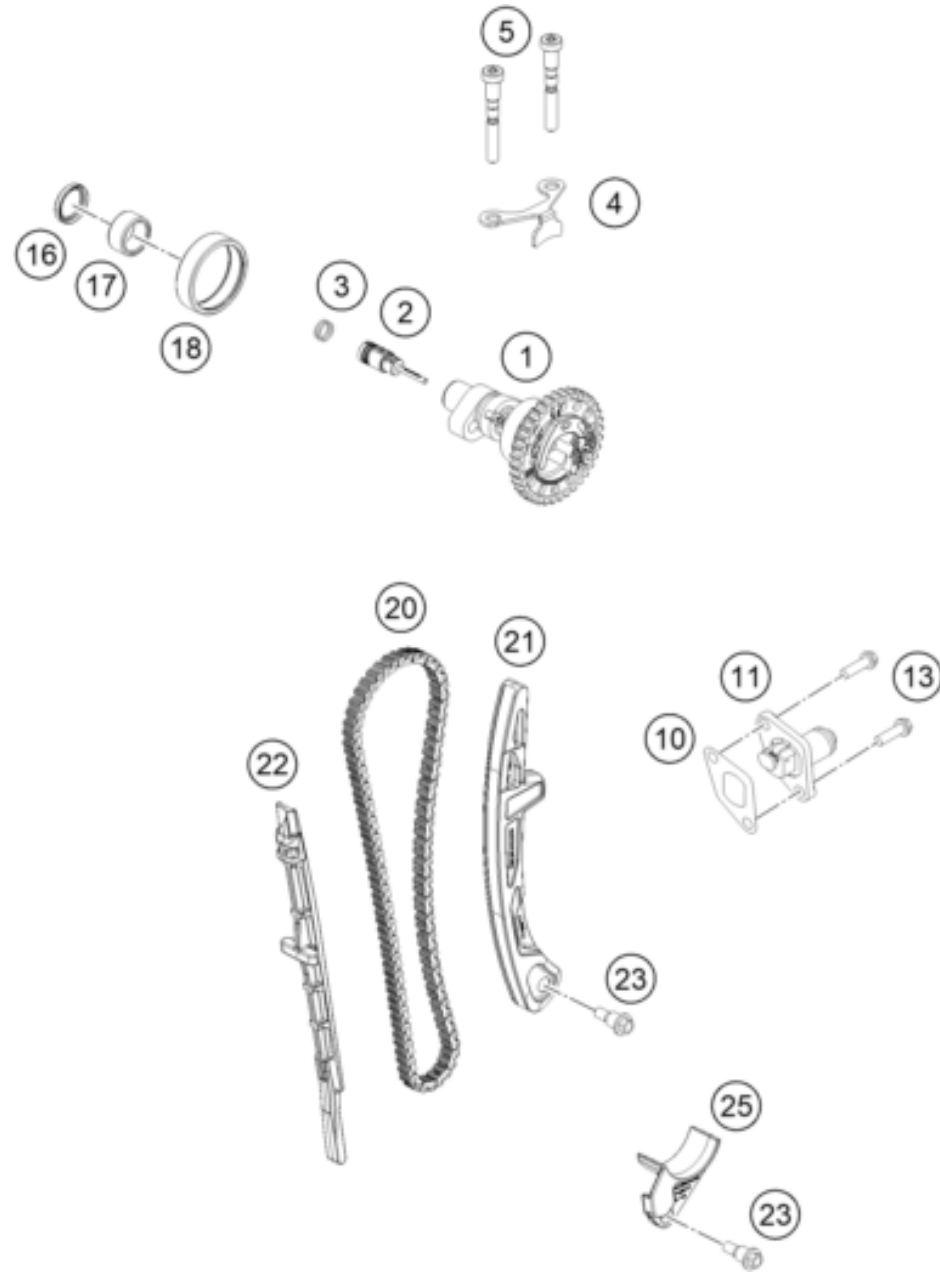


POS	PARTNUMBER		PIECE
30	79536029010	Valve springs kit 450	x
99	79536030010	Valve Kit 450	x

58176

\* NEW PART

X ON DEMAND



POS	PARTNUMBER		PIECE
1	A48036010044	Camshaft, cmpl. with decal	1
2	79536010010	Breather centrifuge	1
3	0770010010	o-ring 10.00x1.00 NBR70	2
4	79536012100	Camshaft bracket	1
5	79536084000	rocker arm shaft bolt	2
10	59036003150	GASKET TIMING CHAIN TENSIONER	1
11	59036003000	TIMINGCHAIN TENSIONER CPL.RAC.	1
13	0025060166	HH collar screw M6x16 TX30	2
16	0760182442	SHAFT SEAL RING 18X24X4	1
17	0618182412	NEEDLE BEAR.HK1812 18/24/12 05	1
18	0618404712	NEEDLE SLEEVE HK4012B40X47X12	1
20	A46036013000	Timing chain	1
21	79536002100	Slide rail	1
22	79536001100	Slide bars	1
23	77236001160	BUSHING SCREW M6	2
25	79436018000	FAIL SAFE	1

227953621

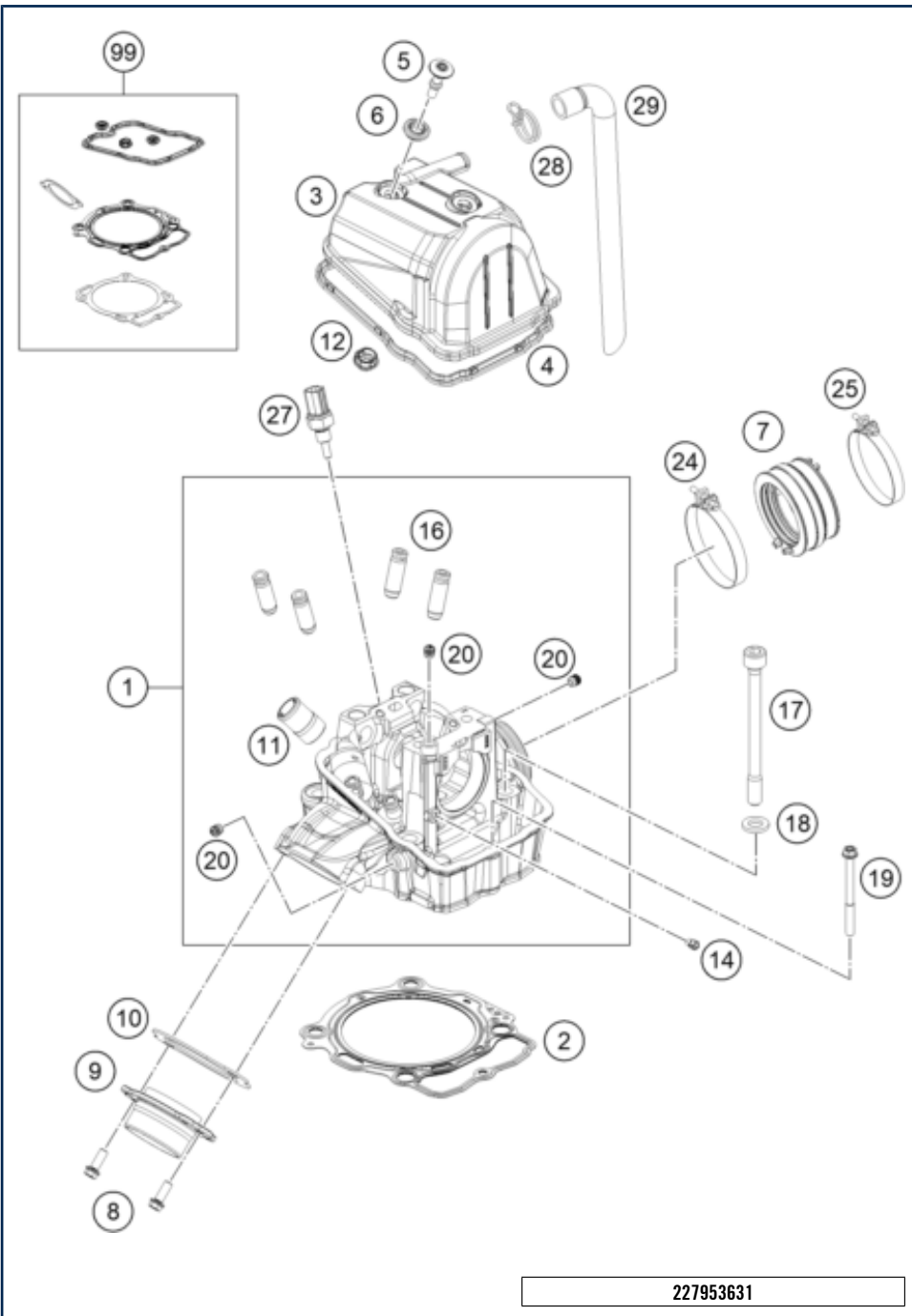
58175

\* NEW PART

X ON DEMAND

# CYLINDER HEAD

Engine MC 450F Troy Lee Designs 2024 2024



POS	PARTNUMBER		PIECE
1	A48036020044	cylinder head cpl.	1
2	79430036010	CYLINDER HEAD GASKET (DN95)	1
3	A48036052000C1	Valve cover	1
4	A48036053000	Valve cover seal	1
5	79136054000	Valve cover screw	2
6	79136054050	Rubber seal for collar screw	2
7	79536044000	rubber sleeve	1
8	0025060166S	HH collar screw M6x16 TX30 SL	2
9	78136139100	Exhaust system flange	1
10	79536041000	Exhaust gasket	1
11	58030010200	SCREW IN NOZZLE M20X1,5	1
12	79536053150	valve cover gasket	1
14	60030063070	oil jet 70 M5	1
16	79536025001	Valve Guide intake	4
17	79530044000	Cylinder head bolt	4
18	77336089010	washer 19x10.5x2.5	4
19	0025060756	HH COLLAR SCREW M6X75 TX30	1
20	59030296000	SCREW PLUG	3
24	61036047000	HOSE CLAMP GEMI 63MM 05	1
25	77236048000	HOSE CLAMP GEMI 58MM	1
27	79435047000	water temperature sensor	1
28	58431082300	CLAMP YDNAC 10173 (18MM)	1
29	79030087000	ENGINE BREATHER TUBE	1
99	A48030097000	gasket kit cylinder MX 450	x

227953631

58190

\* NEW PART

X ON DEMAND





POS	PARTNUMBER		PIECE
1	77338005100	OIL FILTER	1
2	07703305178	O-RING 33,05X1,78	1
3	77338041200	OIL FILTER COVER 08	1
4	0025060166	HH collar screw M6x16 TX30	2
5	0799060000	TAB WASHER DIN6799-RS 6,0	1
6	58038007755	STOP DISK 8,1 X 15 X 0,5	1
7	77038001200	Oil pump gear	1
8	0025050146S	Hex coll. screw M5x14 ISA30 self-locking	2
9	A48038003000	Oil pump cover	1
10	59038011112	OILPUMP ROTOR-SET 12MM CPL.	1
11	A48038002000	Oil pump shaft	1
12	0402251980	NEEDLEROL.DIN5402 NRA 2,5X19,8	1
13	0402251180	NEEDLE ROLLER DIN5402 2,5X11,8	1
14	0402041580	needle roller NRB 4x15.8 G2	1
15	61238011100	ROTOR SET 22MM	1
16	0770440020	O-RING 44,00X2,00 VITON	1
17	79238004000	OIL PUMP COVER LEFT	1
18	58038022000	CU-SEAL RING DIN7603-12X18X1,5	2
19	58030021100	oil drain plug with magnet	1
20	07701250151	O-RING 12,5X1,5 VITON V75	2
21	59038016200	Oil screen	1
22	0770020170	O-RING 17,17X1,78 GLO	1
23	59038017100	PLUG M20X1,5 WS=13	1
24	0401090003	BALL DIN5401-9	1
25	A48038026000	Compression spring	1
26	0025050146S	Hex coll. screw M5x14 ISA30 self-locking	3
27	78036024000	PLUG SCREW SAS M12X1,5	1
28	59030023100	Dowel, 6x8x11.5	1
29	0770012021	O-RING 12X2 VITON GREEN	1
30	0900001600200	Screw plug M16x1.5	1
33	A48038006033	Oil pump intermediate gear 31T	1
34	0988121805	SHIM WASHER DIN0988-12X18X0,50	2
35	0471120010	retaining ring DIN 471 12x1	1
36	77038013100	BUSHING PIN	1
37	77238061050	AXIAL-CIRCLIP	1
38	0018050103S	Oval head screw DIN 7985-M5x10-8.8	1
99	A48038015010	OILFILTER SERVICE KIT 450/500	x

227953810

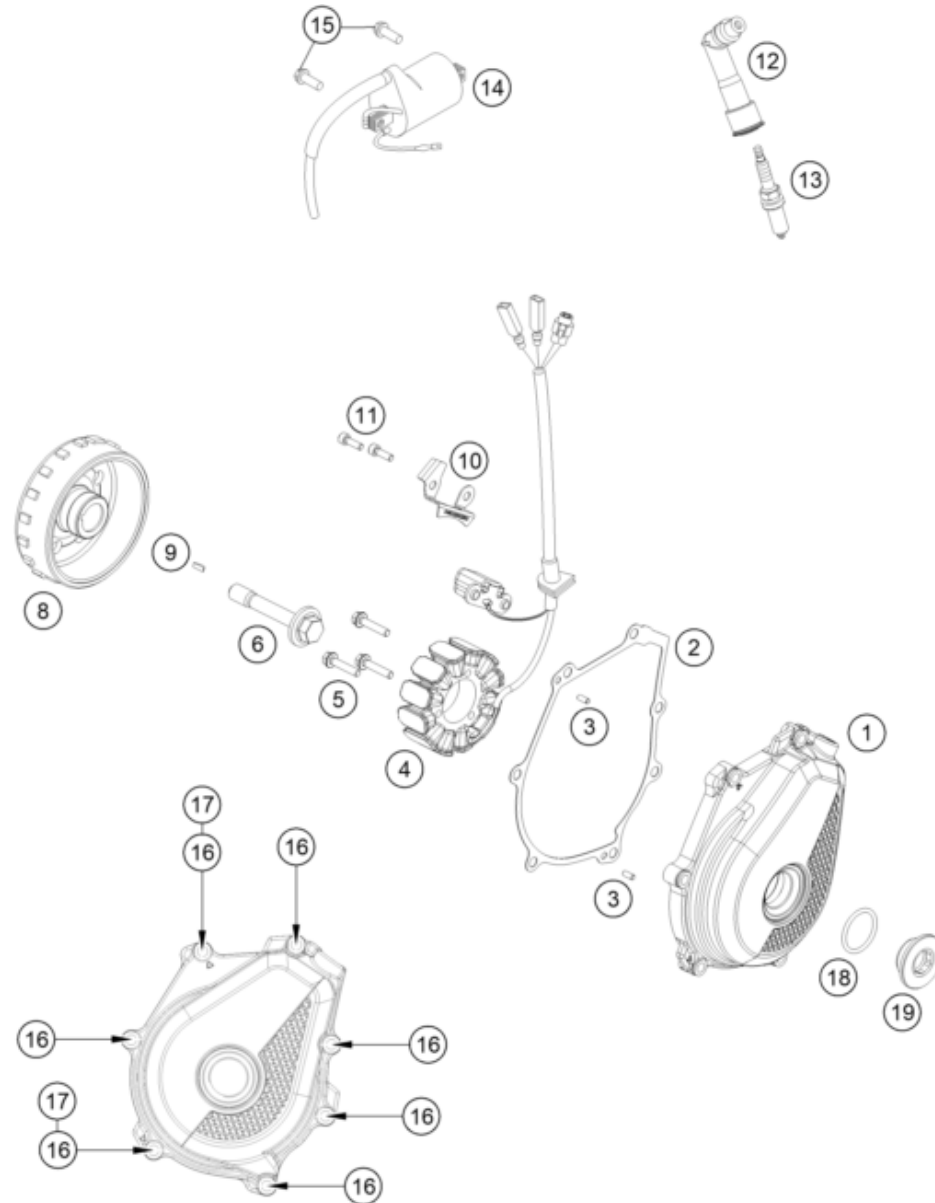
58168

\* NEW PART

X ON DEMAND

# IGNITION SYSTEM

Engine MC 450F Troy Lee Designs 2024 2024



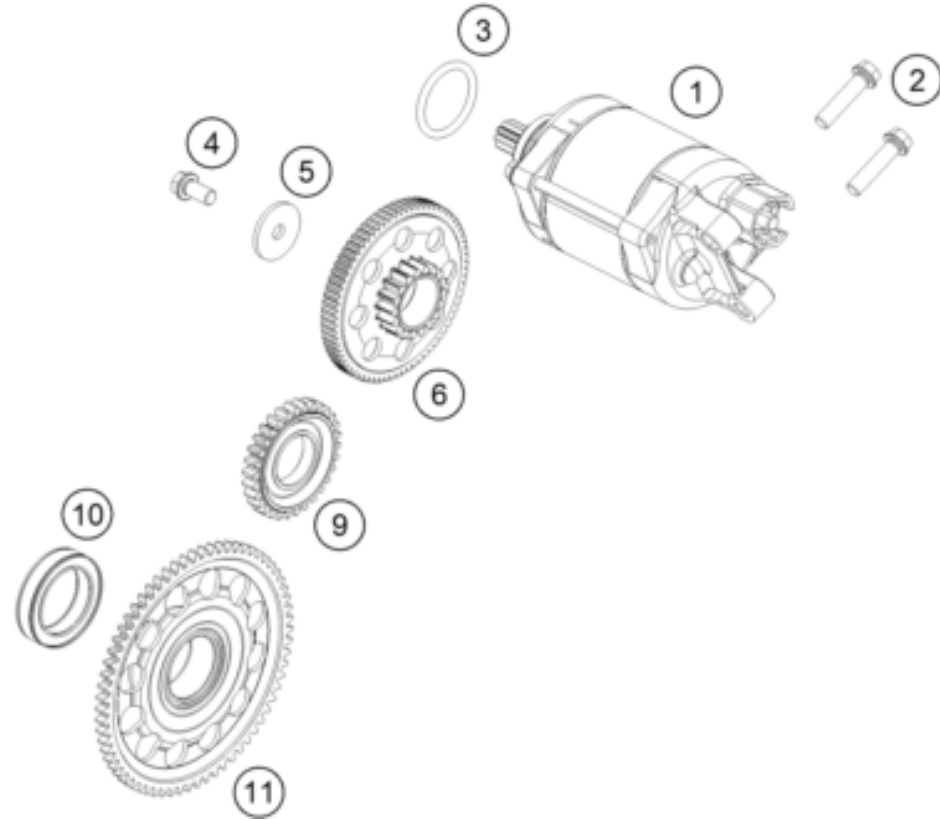
POS	PARTNUMBER		PIECE
1	A48030002000C1	Ignition cover	1
2	A48030040000	Ignition cover gasket	1
3	0402040980	NEEDLE ROL.DIN5402 NRB 4X9,8	2
4	79239004200	Stator	1
5	0012050253S	Bolt DIN 6912 - M5x25 SS	3
6	77339010100	FLYWHEEL SCREW	1
8	79439005100	Rotor	1
9	0888030037	WOODRUFF KEY DIN6888-3X3,7	1
10	A46030002050	Cable retainer	1
11	0912050163S	Cap head screw DIN912 - M5x16 - 8.8	2
12	79539090000	Spark plug connector	1
13	77839093000	spark plug	1
14	58439006000	IGNITIONCOIL IG3826 KOKUSAN'96	1
15	0026060186	COLLAR SCREW M6X18 ISA30	2
16	0025060256	HH collar screw M6x25 TX30	7
17	0603061001	CU-SEAL RING DIN7603-6X10X1	2
18	07700240251	o-ring 24.00x2.50 Viton	1
19	7723000216030	SCREW PLUG M24X1,5	1

227953910

58188

\* NEW PART

X ON DEMAND



POS	PARTNUMBER		PIECE
1	79440001000	E-STARTER CPL. 0,5KW	1
2	0025060256	HH collar screw M6x25 TX30	2
3	0770250030	O-RING 25,00X3,00 NBR 70	1
4	0025060126S	Hex collar screw M6x12 ISA30 self-lockin	1
5	78040016004	STOP DISC 6X23X2	1
6	79540016000	Torque limiter cml.	1
9	A48040022030	E. starter idler gear 30 teeth	1
10	75040026000	FREE WHEEL	1
11	79440020133	freewheel gear cpl.	1

227954010

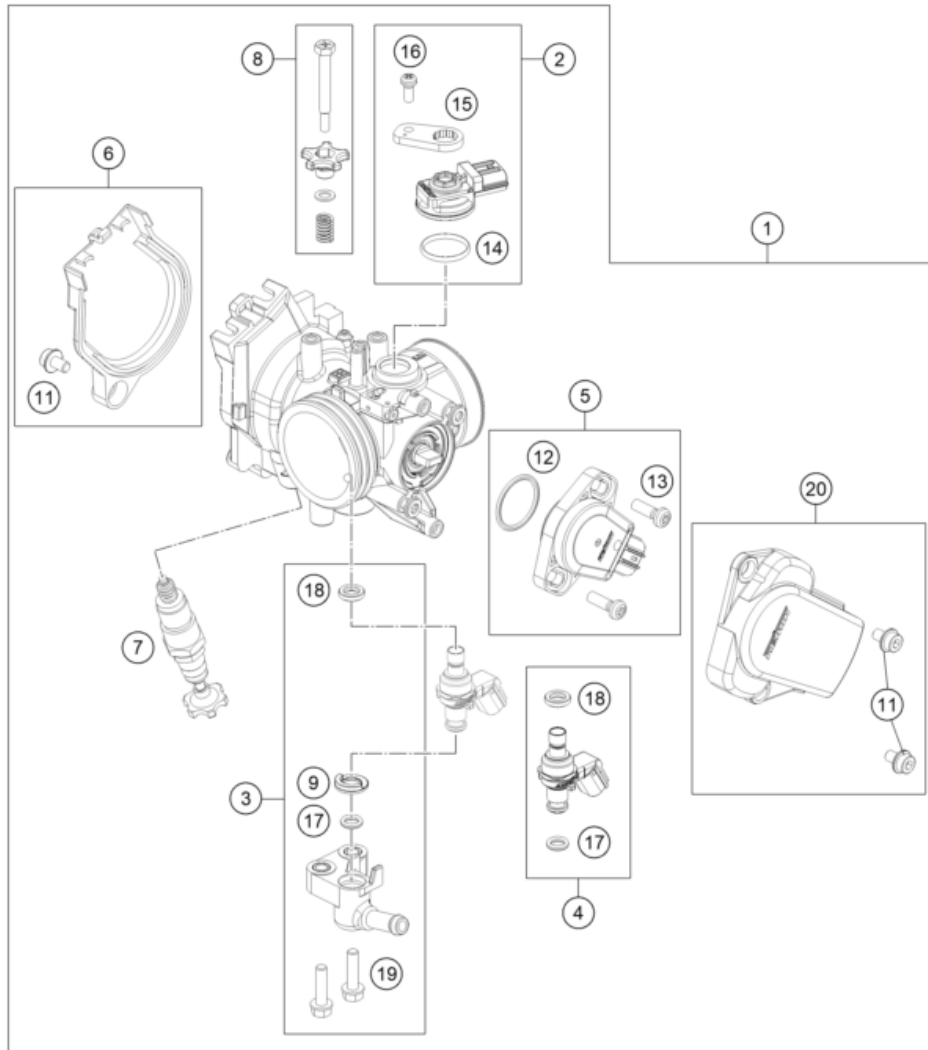
58189

\* NEW PART

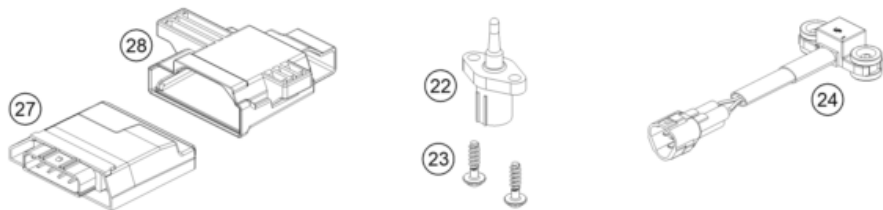
X ON DEMAND

# THROTTLE BODY

Engine MC 450F Troy Lee Designs 2024 2024



POS	PARTNUMBER		PIECE
1	A46041001000	Throttle body	1
2	77741085044	MAP SENSOR CPL.	1
3	79041013044	FUEL PIPE CPL.	1
4	79041023144	Injector cml.	1
5	79041077044	TPS CPL.	1
6	79141056044	DKK Cover cpl.	1
7	79041070000	STARTER VALVE CPL.	1
8	77741060044	IDLING ADJUSTING SCREW CPL.	1
9	79041023030	SEAL RING	1
11	79041056020	SPECIAL SCREW	3
12	75041077110	O-RING	1
13	61041077020	SCREW THROTTLE POS. SENSOR	2
14	75041085010	O-RING	1
15	77741085020	PLATE	1
16	81241085030	SPECIAL SCREW	1
17	60341023020	O-RING	1
18	75041023010	SEAL RING	1
19	79041013060	SPECIAL SCREW M5X20	2
20	79141078044	TPS Cover cpl.	1
22	61041080000	AMBIENT-AIR TEMPERATURE SENSOR	1
23	0081050181	SCREW FOR PLASTIC K50X18 T20	2
24	A46041088000	Roll-over sensor	1
27	79641031000	ENGINE CONTROL UNIT EFI	1
28	A46041031050	ECU rubber strap	1



227954110

58204

\* NEW PART

X ON DEMAND

A large, empty rectangular box with a thin black border, occupying the majority of the page. It is intended for handwritten notes.

A large, empty rectangular box with a thin black border, occupying the majority of the page. It is intended for handwritten notes.





12/2023

ART.-NR.089573X



Stallhofnerstraße 3 / 5230 Mattighofen / Austria / [www.gasgas.com](http://www.gasgas.com)